

HOW TO DRIVE THE ROUNDABOUT AT


W. Iles Ave.

AND

Archer Elevator Rd.

All traffic in the roundabout moves in a counter-clockwise direction.

Drivers in the roundabout can either exit or continue circulating.



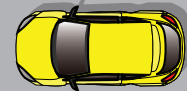
Drivers must yield to pedestrians and bicyclists in the crosswalks.



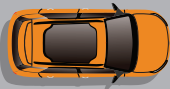
Thru Traffic



U-Turn



Left Turn



Right Turn



ALWAYS YIELD.
IT'S THE "GOLDEN RULE"
OF ROUNDABOUTS.

Entering vehicles must yield to all traffic coming from the left.

Enter only when there is a safe gap in traffic.



If drivers hear or see an emergency vehicle approaching while in a roundabout, they must clear the roundabout first, then pull over and make a complete stop.

