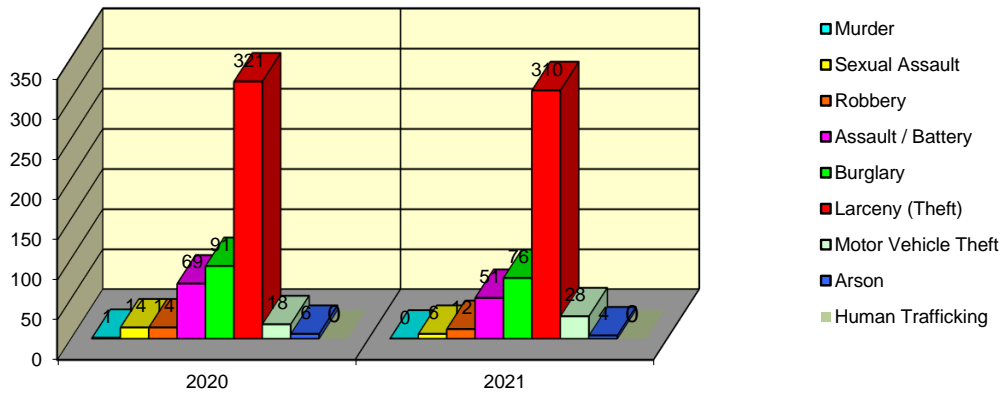


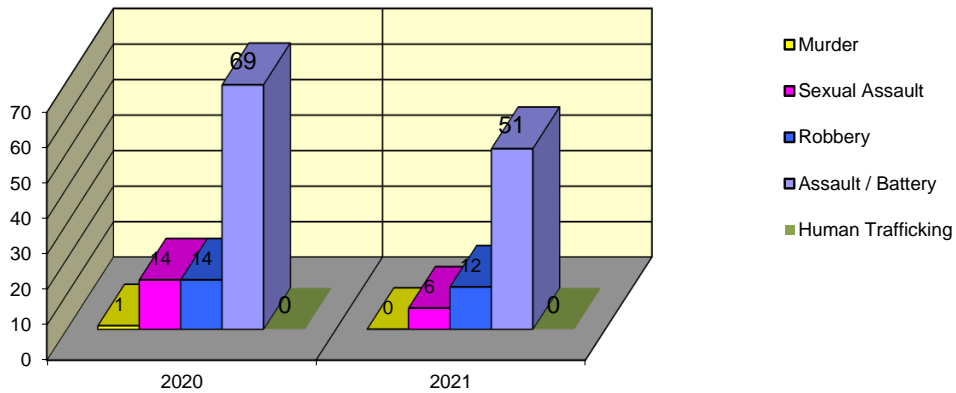
**CITY WIDE
PART I INDEX CRIMES BY OFFENSE HEADING
YEAR-TO-DATE COMPARISON
JULY**

UCR	OFFENSE HEADING	2020		2021	
	MURDER		1		0
0110	Homicide - First Degree	1		0	
0130	Homicide - Second Degree	0		0	
	SEXUAL ASSAULT		14		6
0260	Sexual Assault - Criminal	11		4	
0261	Sexual Assault - Aggravated	0		2	
0280	Pred Criminal Sexual Assault Of A Child	3		0	
0281	Sexual Assault - With an Object	0		0	
	ROBBERY		14		12
0310	Robbery - Armed	2		0	
0320	Robbery - Criminal	0		0	
0330	Robbery - Aggravated	1		0	
0310	Robbery to Person - Armed	3		4	
0320	Robbery to Person - Criminal	8		7	
0330	Robbery to Person - Aggravated	0		0	
0325	Vehicular Hijacking	0		1	
0326	Vehicular Hijacking - Aggravated	0		0	
	AGG ASSAULT / AGG BATTERY		69		51
0410+	Battery - Aggravated	19		25	
0480	Battery - Heinous	0		0	
0485	Battery to Child - Aggravated	0		0	
0488	Aggravated Domestic Battery	21		10	
0490	Ritual Mutilation	0		0	
0495	Battery to Senior Citizen - Aggravated	0		1	
0522	Assault - Aggravated	29		15	
	BURGLARY		91		76
0610	Burglary	46		25	
0625	Burglary - Residential	41		42	
0650	Home Invasion	4		9	
	THEFT (LARCENY)		321		310
0710	Theft from Motor Vehicle	0		6	
2475	Theft - Parts/Access of Motor Vehicle	8		10	
0760	Burglary - Parts/Access of Motor Vehicle	0		1	
0760	Burglary from Motor Vehicle	80		46	
0770	Vehicular Invasion (W/Intent To Commit Theft)	1		0	
0805	Theft - Lost/Mislaid Property	0		10	
0815	Theft - Over \$500	46		65	
0825	Theft - \$500 and Under	97		86	
0860	Theft - Retail	88		84	
0870	Theft - Pocket Picking	0		0	
0880	Theft - Purse Snatching	1		1	
0890	Theft - From Building	0		0	
0895	Theft - Coin Operated Machine or Device	0		1	
	MOTOR VEHICLE THEFT		18		28
0910	Theft of Motor Vehicle	18		28	
	ARSON		6		4
1010	Arson - Criminal	5		2	
1011	Arson - Residential	0		0	
1025	Arson - Aggravated	0		2	
1035	Criminal Damage (Fire Or Explosives)	1		0	
1311	Criminal Damage (Starts Fire)	0		0	
	HUMAN TRAFFICKING		0		0
1050	Involuntary Sexual Servitude	0		0	
1051	Involuntary Servitude	0		0	
1052	Trafficking for Labor/Recruits	0		0	
1053	Trafficking for Labor/Benefits	0		0	
1531	Promoting Juvenile Prostitution	0		0	
	GRAND TOTAL MONTH		534		487

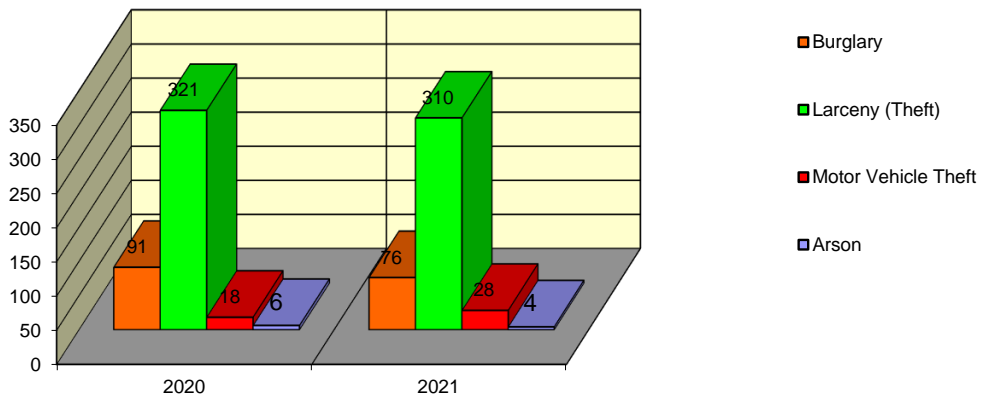
Springfield Police Department Part I Index Crimes - City Wide - July Comparison



Springfield Police Department Crimes Against Persons - City Wide - July Comparison



Springfield Police Department Crimes Against Property - City Wide - July Comparison



**CITY WIDE
PART I INDEX CRIMES BY OFFENSE HEADING
YEAR-TO-DATE COMPARISON
JULY**

OFFENSE HEADING	2020	2021	CHANGE
Murder	1	0	-1
Sexual Assault	14	6	-8
Robbery	14	12	-2
Agg Assault / Agg Battery	69	51	-18
Burglary	91	76	-15
Theft (Larceny)	321	310	-11
Motor Vehicle Theft	18	28	10
Arson	6	4	-2
Human Trafficking	0	0	0
GRAND TOTAL MONTH	534	487	-9%

A 9% decrease in offenses scored for all Part I Index Crimes City Wide during the months of July 2021.

A 30% decrease in offenses scored for all Crimes Against Persons City Wide during the months of July 2021.

A 4% decrease in offenses scored for all Crimes Against Property City Wide during the months of July 2021.

CRIMES AGAINST PERSONS

OFFENSE HEADING	2020	2021
Murder	1	0
Sexual Assault	14	6
Robbery	14	12
Agg Assault / Agg Battery	69	51
Human Trafficking	0	0
TOTAL	98	69
TOTAL % CHANGE		-30%

CRIMES AGAINST PROPERTY

OFFENSE HEADING	2020	2021
Burglary	91	76
Theft (Larceny)	321	310
Motor Vehicle Theft	18	28
Arson	6	4
TOTAL	436	418
TOTAL % CHANGE		-4%