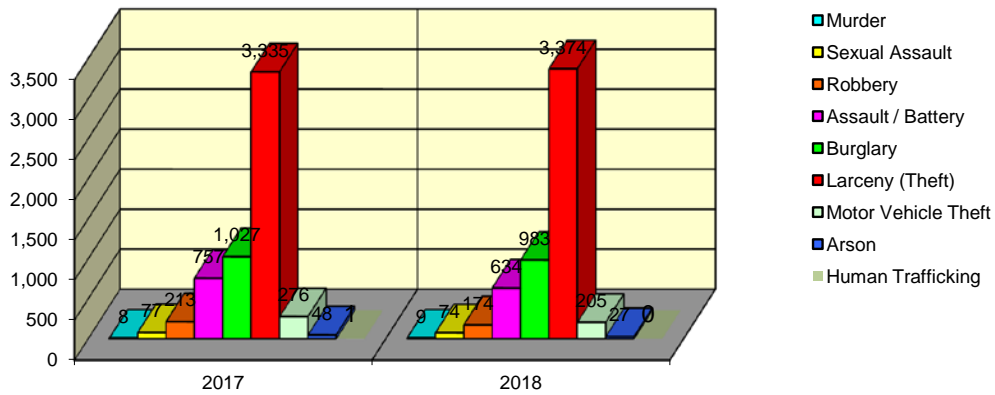


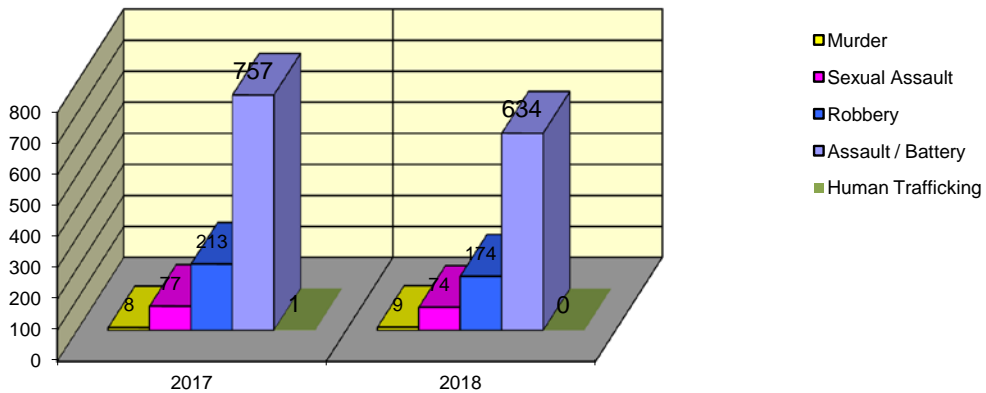
**CITY WIDE
PART I INDEX CRIMES BY OFFENSE HEADING
YEAR-TO-DATE COMPARISON
JANUARY - OCTOBER (REVISED 01-10-19)**

UCR	OFFENSE HEADING	2017		2018	
	MURDER		8		9
0110	Homicide - First Degree	8		9	
0130	Homicide - Second Degree	0		0	
	SEXUAL ASSAULT		77		74
0260	Sexual Assault - Criminal	64		60	
0261	Sexual Assault - Aggravated	7		7	
0262	Sexual Assault - Forcible Sodomy	0		0	
0280	Pred Criminal Sexual Assault Of A Child	5		4	
0281	Sexual Assault - With an Object	1		3	
	ROBBERY		213		174
0310	Robbery - Armed	19		11	
0320	Robbery - Criminal	1		1	
0330	Robbery - Aggravated	8		3	
0310	Robbery to Person - Armed	77		75	
0320	Robbery to Person - Criminal	99		73	
0330	Robbery to Person - Aggravated	6		8	
0325	Vehicle Hijacking	3		2	
0326	Vehicle Hijacking - Aggravated	0		1	
	AGG ASSAULT / AGG BATTERY		757		634
0410	Attempted Murder	3		0	
0410	Battery - Aggravated	272		235	
0480	Battery - Heinous	0		0	
0485	Battery to Child - Aggravated	1		3	
0488	Aggravated Domestic Battery	152		144	
0490	Ritual Mutilation	0		0	
0495	Battery to Senior Citizen - Aggravated	3		6	
0510	Assault - Aggravated	326		246	
	BURGLARY		1,027		983
0610	Burglary - Commercial	117		100	
0610	Burglary - Non Residential	270		212	
0625	Burglary - Residential	612		632	
0650	Home Invasion	28		39	
	THEFT (LARCENY)		3,335		3,374
0710	Theft from Motor Vehicle	27		15	
0720	Theft - Parts/Access of Motor Vehicle	72		60	
0730	Burglary - Parts/Access of Motor Vehicle	3		6	
0760	Burglary from Motor Vehicle	908		681	
0770	Vehicle Invasion (W/Intent To Commit Theft)	5		2	
0810	Theft - Over \$500	345		401	
0820	Theft - \$500 and Under	789		790	
0860	Theft - Retail	1,180		1,407	
0865	Theft - Delivery Container	0		0	
0870	Theft - Pocket Picking	1		2	
0880	Theft - Purse Snatching	0		4	
0890	Theft - From Building	0		1	
0895	Theft - Coin Operated Machine or Device	5		5	
	MOTOR VEHICLE THEFT		276		205
0910	Theft of Motor Vehicle	276		205	
	ARSON		48		27
1010	Arson - Criminal	33		12	
1025	Arson - Aggravated	9		2	
1310	Criminal Damage (By Fire Or Explosives)	6		13	
	HUMAN TRAFFICKING		1		0
1050	Commercial Sex Acts	1		0	
1055	Involuntary Servitude	0		0	
	GRAND TOTAL YEAR TO DATE		5,742		5,480

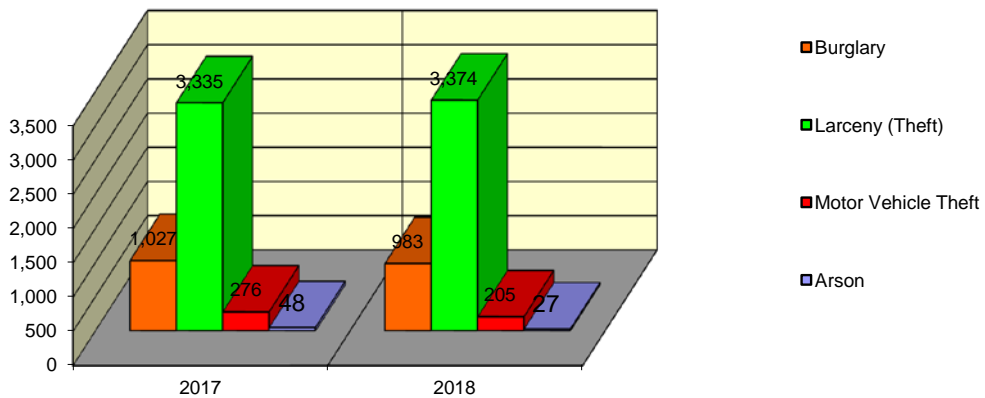
Springfield Police Department Part I Index Crimes - City Wide - Jan-Oct Comparison



Springfield Police Department Crimes Against Persons - City Wide - Jan-Oct Comparison



Springfield Police Department Crimes Against Property - City Wide - Jan-Oct Comparison



**CITY WIDE
PART I INDEX CRIMES BY OFFENSE HEADING
YEAR-TO-DATE COMPARISON
JANUARY - OCTOBER (REVISED 01-10-19)**

OFFENSE HEADING	2017	2018	CHANGE
Murder	8	9	1
Sexual Assault	77	74	-3
Robbery	213	174	-39
Agg Assault / Agg Battery	757	634	-123
Burglary	1027	983	-44
Theft (Larceny)	3335	3374	39
Motor Vehicle Theft	276	205	-71
Arson	48	27	-21
Human Trafficking	1	0	-1
GRAND TOTAL YTD	5,742	5,480	-5%

A 5% decrease in offenses scored for all Part I Index Crimes City Wide during the months of January - October 2018.

A 16% decrease in offenses scored for all Crimes Against Persons City Wide during the months of January - October 2018.

A 2% decrease in offenses scored for all Crimes Against Property City Wide during the months of January - October 2018.

CRIMES AGAINST PERSONS

OFFENSE HEADING	2017	2018
Murder	8	9
Sexual Assault	77	74
Robbery	213	174
Agg Assault / Agg Battery	757	634
Human Trafficking	1	0
TOTAL	1,056	891
TOTAL % CHANGE		-16%

CRIMES AGAINST PROPERTY

OFFENSE HEADING	2017	2018
Burglary	1,027	983
Theft (Larceny)	3,335	3,374
Motor Vehicle Theft	276	205
Arson	48	27
TOTAL	4,686	4,589
TOTAL % CHANGE		-2%