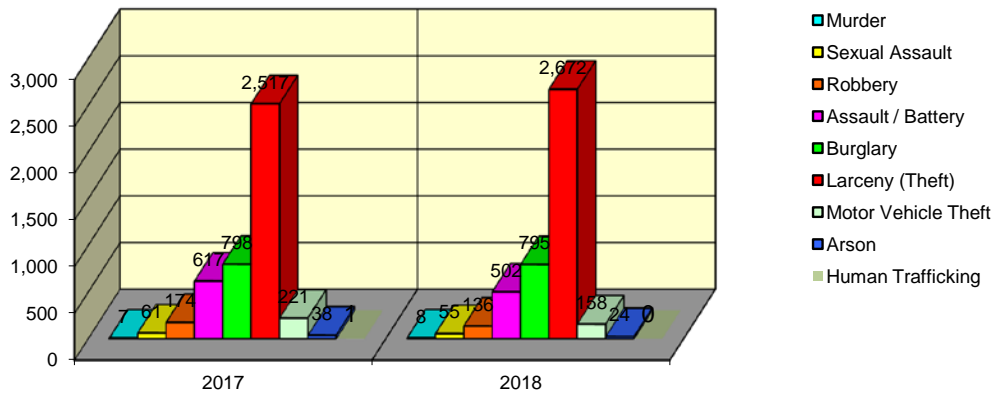


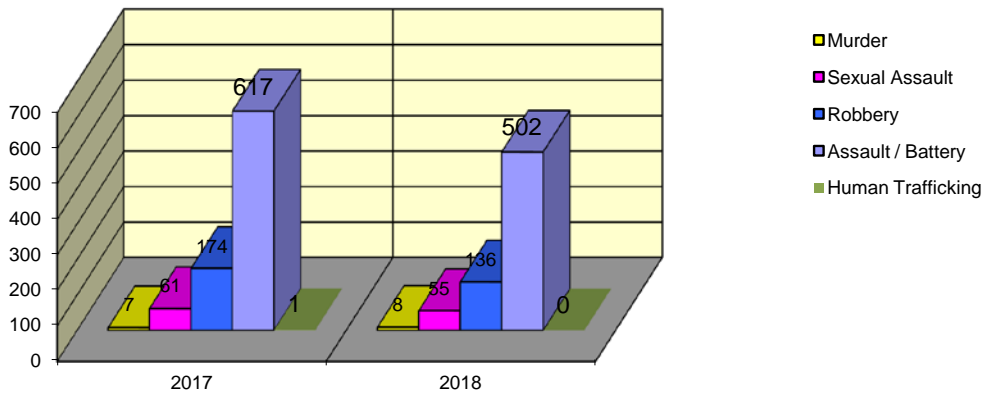
**CITY WIDE
PART I INDEX CRIMES BY OFFENSE HEADING
YEAR-TO-DATE COMPARISON
JANUARY - AUGUST (REVISED 01-10-19)**

UCR	OFFENSE HEADING	2017		2018	
	MURDER		7		8
0110	Homicide - First Degree	7		8	
0130	Homicide - Second Degree	0		0	
	SEXUAL ASSAULT		61		55
0260	Sexual Assault - Criminal	51		44	
0261	Sexual Assault - Aggravated	6		5	
0262	Sexual Assault - Forcible Sodomy	0		0	
0280	Pred Criminal Sexual Assault Of A Child	3		3	
0281	Sexual Assault - With an Object	1		3	
	ROBBERY		174		136
0310	Robbery - Armed	16		5	
0320	Robbery - Criminal	1		1	
0330	Robbery - Aggravated	7		2	
0310	Robbery to Person - Armed	61		57	
0320	Robbery to Person - Criminal	82		61	
0330	Robbery to Person - Aggravated	4		7	
0325	Vehicular Hijacking	3		2	
0326	Vehicular Hijacking - Aggravated	0		1	
	AGG ASSAULT / AGG BATTERY		617		502
0410	Attempted Murder	3		0	
0410	Battery - Aggravated	219		193	
0480	Battery - Heinous	0		0	
0485	Battery to Child - Aggravated	1		2	
0488	Aggravated Domestic Battery	124		119	
0490	Ritual Mutilation	0		0	
0495	Battery to Senior Citizen - Aggravated	3		6	
0510	Assault - Aggravated	267		182	
	BURGLARY		798		795
0610	Burglary - Commercial	91		79	
0610	Burglary - Non Residential	197		170	
0625	Burglary - Residential	484		517	
0650	Home Invasion	26		29	
	THEFT (LARCENY)		2,517		2,672
0710	Theft from Motor Vehicle	20		12	
0720	Theft - Parts/Access of Motor Vehicle	56		47	
0730	Burglary - Parts/Access of Motor Vehicle	2		6	
0760	Burglary from Motor Vehicle	665		525	
0770	Vehicular Invasion (W/Intent To Commit Theft)	5		1	
0810	Theft - Over \$500	268		328	
0820	Theft - \$500 and Under	598		590	
0860	Theft - Retail	898		1,154	
0865	Theft - Delivery Container	0		0	
0870	Theft - Pocket Picking	1		2	
0880	Theft - Purse Snatching	0		4	
0890	Theft - From Building	0		0	
0895	Theft - Coin Operated Machine or Device	4		3	
	MOTOR VEHICLE THEFT		221		158
0910	Theft of Motor Vehicle	221		158	
	ARSON		38		24
1010	Arson - Criminal	24		10	
1025	Arson - Aggravated	9		2	
1310	Criminal Damage (By Fire Or Explosives)	5		12	
	HUMAN TRAFFICKING		1		0
1050	Commercial Sex Acts	1		0	
1055	Involuntary Servitude	0		0	
	GRAND TOTAL YEAR TO DATE		4,434		4,350

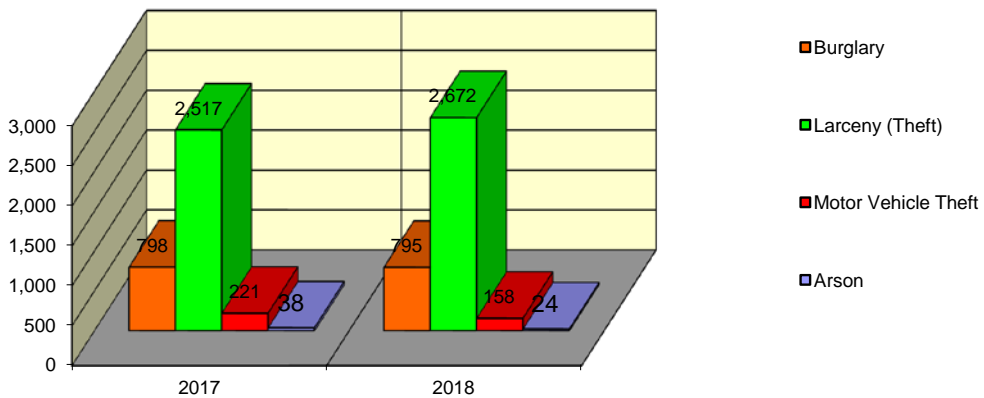
Springfield Police Department Part I Index Crimes - City Wide - Jan-Aug Comparison



Springfield Police Department Crimes Against Persons - City Wide - Jan-Aug Comparison



Springfield Police Department Crimes Against Property - City Wide - Jan-Aug Comparison



**CITY WIDE
PART I INDEX CRIMES BY OFFENSE HEADING
YEAR-TO-DATE COMPARISON
JANUARY - AUGUST (REVISED 01-10-19)**

OFFENSE HEADING	2017	2018	CHANGE
Murder	7	8	1
Sexual Assault	61	55	-6
Robbery	174	136	-38
Agg Assault / Agg Battery	617	502	-115
Burglary	798	795	-3
Theft (Larceny)	2517	2672	155
Motor Vehicle Theft	221	158	-63
Arson	38	24	-14
Human Trafficking	1	0	-1
GRAND TOTAL YTD	4,434	4,350	-2%

A 2% decrease in offenses scored for all Part I Index Crimes City Wide during the months of January - August 2018.

An 18% decrease in offenses scored for all Crimes Against Persons City Wide during the months of January - August 2018.

A 2% increase in offenses scored for all Crimes Against Property City Wide during the months of January - August 2018.

CRIMES AGAINST PERSONS

OFFENSE HEADING	2017	2018
Murder	7	8
Sexual Assault	61	55
Robbery	174	136
Agg Assault / Agg Battery	617	502
Human Trafficking	1	0
TOTAL	860	701
TOTAL % CHANGE		-18%

CRIMES AGAINST PROPERTY

OFFENSE HEADING	2017	2018
Burglary	798	795
Theft (Larceny)	2,517	2,672
Motor Vehicle Theft	221	158
Arson	38	24
TOTAL	3,574	3,649
TOTAL % CHANGE		2%