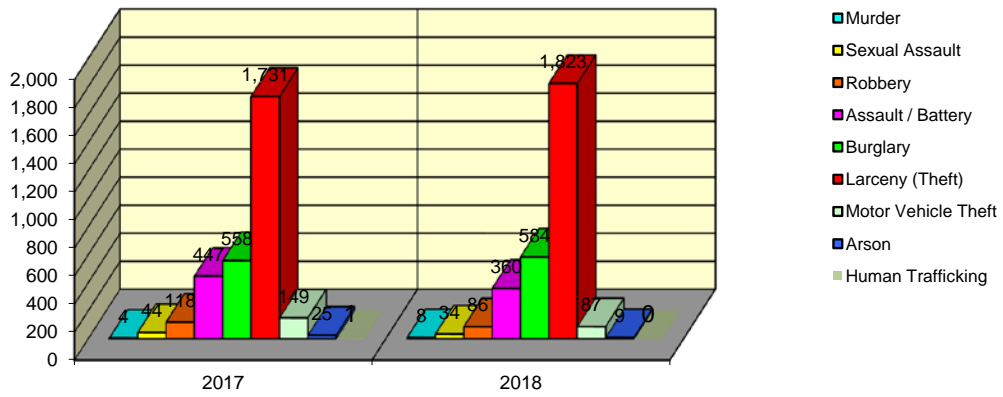


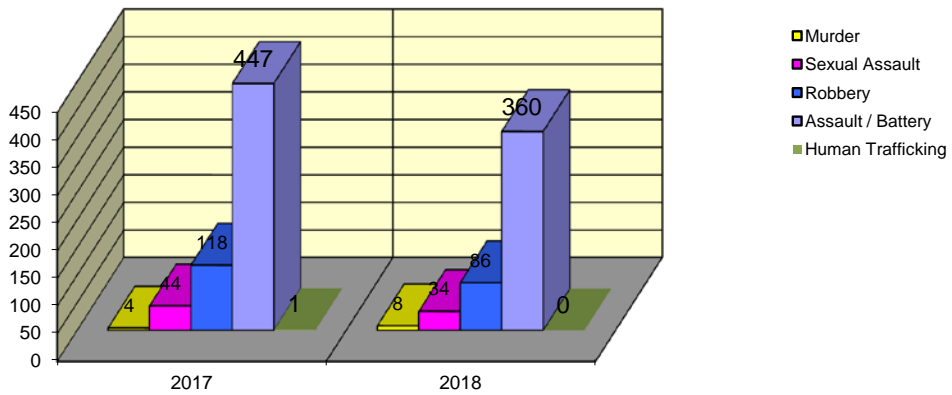
**CITY WIDE
PART I INDEX CRIMES BY OFFENSE HEADING
YEAR-TO-DATE COMPARISON
JANUARY - JUNE (REVISED 01-10-19)**

UCR	OFFENSE HEADING	2017		2018	
	MURDER		4		8
0110	Homicide - First Degree	4		8	
0130	Homicide - Second Degree	0		0	
	SEXUAL ASSAULT		44		34
0260	Sexual Assault - Criminal	36		26	
0261	Sexual Assault - Aggravated	5		5	
0262	Sexual Assault - Forcible Sodomy	0		0	
0280	Pred Criminal Sexual Assault Of A Child	3		1	
0281	Sexual Assault - With an Object	0		2	
	ROBBERY		118		86
0310	Robbery - Armed	11		3	
0320	Robbery - Criminal	1		1	
0330	Robbery - Aggravated	6		0	
0310	Robbery to Person - Armed	43		34	
0320	Robbery to Person - Criminal	50		41	
0330	Robbery to Person - Aggravated	4		4	
0325	Vehicular Hijacking	3		2	
0326	Vehicular Hijacking - Aggravated	0		1	
	AGG ASSAULT / AGG BATTERY		447		360
0410	Attempted Murder	3		0	
0410	Battery - Aggravated	170		146	
0480	Battery - Heinous	0		0	
0485	Battery to Child - Aggravated	1		2	
0488	Aggravated Domestic Battery	87		85	
0490	Ritual Mutilation	0		0	
0495	Battery to Senior Citizen - Aggravated	3		6	
0510	Assault - Aggravated	183		121	
	BURGLARY		558		584
0610	Burglary - Commercial	48		57	
0610	Burglary - Non Residential	133		106	
0625	Burglary - Residential	359		398	
0650	Home Invasion	18		23	
	THEFT (LARCENY)		1,731		1,823
0710	Theft from Motor Vehicle	9		7	
0720	Theft - Parts/Access of Motor Vehicle	44		25	
0730	Burglary - Parts/Access of Motor Vehicle	1		2	
0760	Burglary from Motor Vehicle	440		308	
0770	Vehicular Invasion (W/Intent To Commit Theft)	3		1	
0810	Theft - Over \$500	195		227	
0820	Theft - \$500 and Under	402		396	
0860	Theft - Retail	635		850	
0865	Theft - Delivery Container	0		0	
0870	Theft - Pocket Picking	1		2	
0880	Theft - Purse Snatching	0		3	
0890	Theft - From Building	0		0	
0895	Theft - Coin Operated Machine or Device	1		2	
	MOTOR VEHICLE THEFT		149		87
0910	Theft of Motor Vehicle	149		87	
	ARSON		25		9
1010	Arson - Criminal	15		5	
1025	Arson - Aggravated	8		0	
1310	Criminal Damage (By Fire Or Explosives)	2		4	
	HUMAN TRAFFICKING		1		0
1050	Commercial Sex Acts	1		0	
1055	Involuntary Servitude	0		0	
	GRAND TOTAL YEAR TO DATE		3,077		2,991

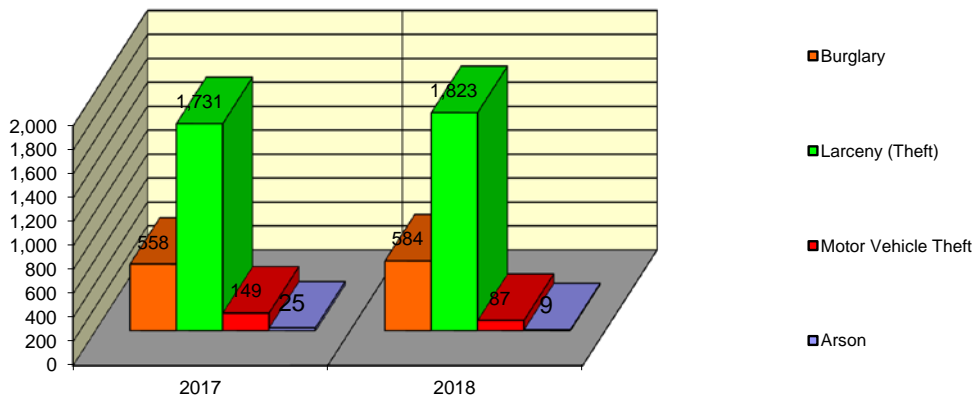
Springfield Police Department Part I Index Crimes - City Wide - Jan-June Comparison



Springfield Police Department Crimes Against Persons - City Wide - Jan-June Comparison



Springfield Police Department Crimes Against Property - City Wide - Jan-June Comparison



**CITY WIDE
PART I INDEX CRIMES BY OFFENSE HEADING
YEAR-TO-DATE COMPARISON
JANUARY - JUNE (REVISED 01-10-19)**

OFFENSE HEADING	2017	2018	CHANGE
Murder	4	8	4
Sexual Assault	44	34	-10
Robbery	118	86	-32
Agg Assault / Agg Battery	447	360	-87
Burglary	558	584	26
Theft (Larceny)	1731	1823	92
Motor Vehicle Theft	149	87	-62
Arson	25	9	-16
Human Trafficking	1	0	-1
GRAND TOTAL YTD	3,077	2,991	-3%

A 3% decrease in offenses scored for all Part I Index Crimes City Wide during the months of January - June 2018.

A 21% decrease in offenses scored for all Crimes Against Persons City Wide during the months of January - June 2018.

A 2% increase in offenses scored for all Crimes Against Property City Wide during the months of January - June 2018.

CRIMES AGAINST PERSONS

OFFENSE HEADING	2017	2018
Murder	4	8
Sexual Assault	44	34
Robbery	118	86
Agg Assault / Agg Battery	447	360
Human Trafficking	1	0
TOTAL	614	488
TOTAL % CHANGE		-21%

CRIMES AGAINST PROPERTY

OFFENSE HEADING	2017	2018
Burglary	558	584
Theft (Larceny)	1,731	1,823
Motor Vehicle Theft	149	87
Arson	25	9
TOTAL	2,463	2,503
TOTAL % CHANGE		2%