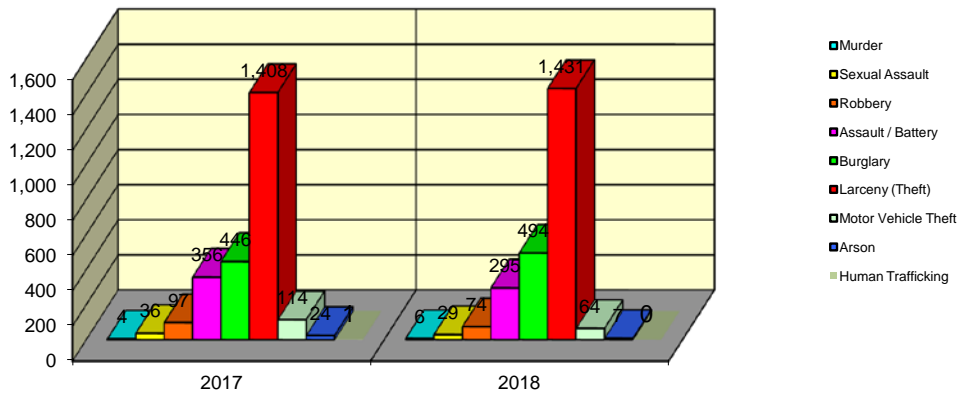


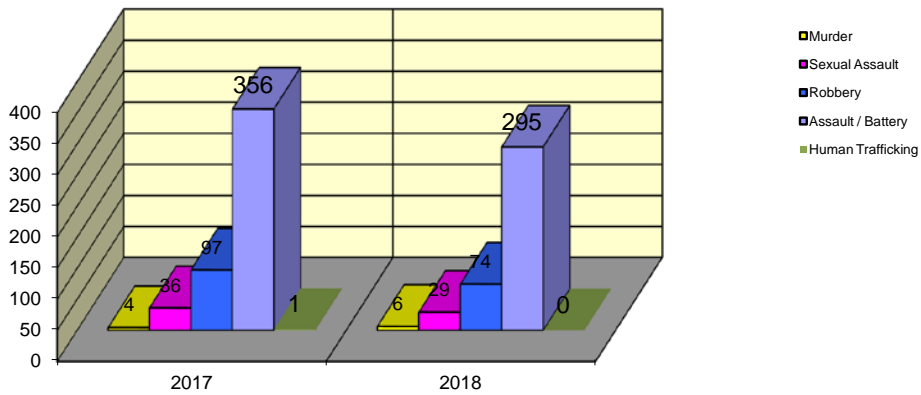
**CITY WIDE
PART I INDEX CRIMES BY OFFENSE HEADING
YEAR-TO-DATE COMPARISON
JANUARY - MAY (REVISED 01-10-19)**

UCR	OFFENSE HEADING	2017		2018	
	MURDER		4		6
0110	Homicide - First Degree	4		6	
0130	Homicide - Second Degree	0		0	
	SEXUAL ASSAULT		36		29
0260	Sexual Assault - Criminal	30		24	
0261	Sexual Assault - Aggravated	4		3	
0262	Sexual Assault - Forcible Sodomy	0		0	
0280	Pred Criminal Sexual Assault Of A Child	2		0	
0281	Sexual Assault - With an Object	0		2	
	ROBBERY		97		74
0310	Robbery - Armed	9		2	
0320	Robbery - Criminal	1		1	
0330	Robbery - Aggravated	6		0	
0310	Robbery to Person - Armed	37		29	
0320	Robbery to Person - Criminal	39		36	
0330	Robbery to Person - Aggravated	2		3	
0325	Vehicular Hijacking	3		2	
0326	Vehicular Hijacking - Aggravated	0		1	
	AGG ASSAULT / AGG BATTERY		356		295
0410	Attempted Murder	3		0	
0410	Battery - Aggravated	135		115	
0480	Battery - Heinous	0		0	
0485	Battery to Child - Aggravated	1		1	
0488	Aggravated Domestic Battery	68		75	
0490	Ritual Mutilation	0		0	
0495	Battery to Senior Citizen - Aggravated	1		6	
0510	Assault - Aggravated	148		98	
	BURGLARY		446		494
0610	Burglary - Commercial	40		47	
0610	Burglary - Non Residential	96		85	
0625	Burglary - Residential	297		341	
0650	Home Invasion	13		21	
	THEFT (LARCENY)		1,408		1,431
0710	Theft from Motor Vehicle	9		4	
0720	Theft - Parts/Access of Motor Vehicle	36		17	
0730	Burglary - Parts/Access of Motor Vehicle	0		2	
0760	Burglary from Motor Vehicle	348		245	
0770	Vehicular Invasion (W/Intent To Commit Theft)	2		0	
0810	Theft - Over \$500	153		161	
0820	Theft - \$500 and Under	329		303	
0860	Theft - Retail	531		694	
0865	Theft - Delivery Container	0		0	
0870	Theft - Pocket Picking	0		1	
0880	Theft - Purse Snatching	0		3	
0890	Theft - From Building	0		0	
0895	Theft - Coin Operated Machine or Device	0		1	
	MOTOR VEHICLE THEFT		114		64
0910	Theft of Motor Vehicle	114		64	
	ARSON		24		7
1010	Arson - Criminal	14		4	
1025	Arson - Aggravated	8		0	
1310	Criminal Damage (By Fire Or Explosives)	2		3	
	HUMAN TRAFFICKING		1		0
1050	Commercial Sex Acts	1		0	
1055	Involuntary Servitude	0		0	
	GRAND TOTAL YEAR TO DATE		2,486		2,400

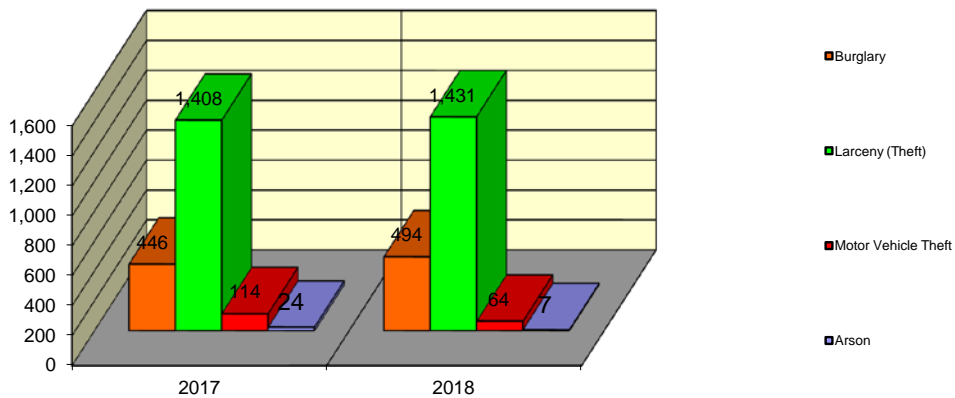
Springfield Police Department Part I Index Crimes - City Wide - Jan-May Comparison



Springfield Police Department Crimes Against Persons - City Wide - Jan-May Comparison



Springfield Police Department Crimes Against Property - City Wide - Jan-May Comparison



**CITY WIDE
PART I INDEX CRIMES BY OFFENSE HEADING
YEAR-TO-DATE COMPARISON
JANUARY - MAY (REVISED 01-10-19)**

OFFENSE HEADING	2017	2018	CHANGE
Murder	4	6	2
Sexual Assault	36	29	-7
Robbery	97	74	-23
Agg Assault / Agg Battery	356	295	-61
Burglary	446	494	48
Theft (Larceny)	1408	1431	23
Motor Vehicle Theft	114	64	-50
Arson	24	7	-17
Human Trafficking	1	0	-1
GRAND TOTAL YTD	2,486	2,400	-3%

A 3% decrease in offenses scored for all Part I Index Crimes City Wide during the months of January - May 2018.

An 18% decrease in offenses scored for all Crimes Against Persons City Wide during the months of January - May 2018.

No change in offenses scored for all Crimes Against Property City Wide during the months of January - May 2018.

CRIMES AGAINST PERSONS

OFFENSE HEADING	2017	2018
Murder	4	6
Sexual Assault	36	29
Robbery	97	74
Agg Assault / Agg Battery	356	295
Human Trafficking	1	0
TOTAL	494	404
TOTAL % CHANGE		-18%

CRIMES AGAINST PROPERTY

OFFENSE HEADING	2017	2018
Burglary	446	494
Theft (Larceny)	1,408	1,431
Motor Vehicle Theft	114	64
Arson	24	7
TOTAL	1,992	1,996
TOTAL % CHANGE		0%