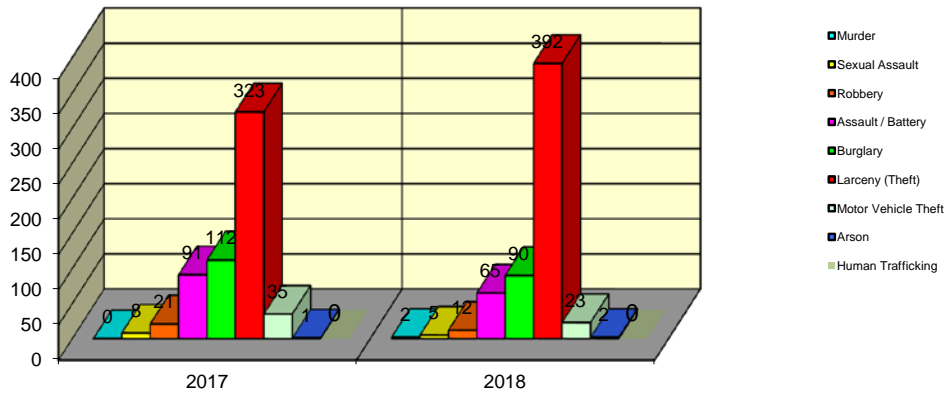


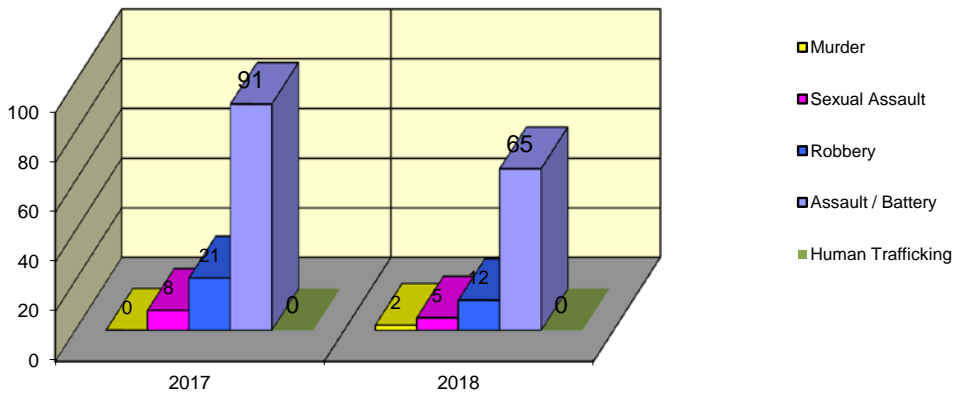
**CITY WIDE
PART I INDEX CRIMES BY OFFENSE HEADING
MONTHLY COMPARISON
JUNE (REVISED 10-17-18)**

UCR	OFFENSE HEADING	2017		2018	
	MURDER		0		2
0110	Homicide - First Degree	0		2	
0130	Homicide - Second Degree	0		0	
	SEXUAL ASSAULT		8		5
0260	Sexual Assault - Criminal	6		2	
0261	Sexual Assault - Aggravated	1		2	
0262	Sexual Assault - Forcible Sodomy	0		0	
0280	Pred Criminal Sexual Assault Of A Child	1		1	
0281	Sexual Assault - With an Object	0		0	
	ROBBERY		21		12
0310	Robbery - Armed	2		1	
0320	Robbery - Criminal	0		0	
0330	Robbery - Aggravated	0		0	
0310	Robbery to Person - Armed	6		5	
0320	Robbery to Person - Criminal	11		5	
0330	Robbery to Person - Aggravated	2		1	
0325	Vehicular Hijacking	0		0	
0326	Vehicular Hijacking - Aggravated	0		0	
	AGG ASSAULT / AGG BATTERY		91		65
0410	Attempted Murder	0		0	
0410	Battery - Aggravated	35		31	
0480	Battery - Heinous	0		0	
0485	Battery to Child - Aggravated	0		1	
0488	Aggravated Domestic Battery	19		10	
0490	Ritual Mutilation	0		0	
0495	Battery to Senior Citizen - Aggravated	2		0	
0510	Assault - Aggravated	35		23	
	BURGLARY		112		90
0610	Burglary - Commercial	8		10	
0610	Burglary - Non Residential	37		21	
0625	Burglary - Residential	62		57	
0650	Home Invasion	5		2	
	THEFT (LARCENY)		323		392
0710	Theft from Motor Vehicle	0		3	
0720	Theft - Parts/Access of Motor Vehicle	8		8	
0730	Burglary - Parts/Access of Motor Vehicle	1		0	
0760	Burglary from Motor Vehicle	92		63	
0770	Vehicular Invasion (W/Intent To Commit Theft)	1		1	
0810	Theft - Over \$500	42		66	
0820	Theft - \$500 and Under	73		93	
0860	Theft - Retail	104		156	
0865	Theft - Delivery Container	0		0	
0870	Theft - Pocket Picking	1		1	
0880	Theft - Purse Snatching	0		0	
0890	Theft - From Building	0		0	
0895	Theft - Coin Operated Machine or Device	1		1	
	MOTOR VEHICLE THEFT		35		23
0910	Theft of Motor Vehicle	35		23	
	ARSON		1		2
1010	Arson - Criminal	1		1	
1025	Arson - Aggravated	0		0	
1310	Criminal Damage (By Fire Or Explosives)	0		1	
	HUMAN TRAFFICKING		0		0
1050	Commercial Sex Acts	0		0	
1055	Involuntary Servitude	0		0	
	GRAND TOTAL MONTH		591		591

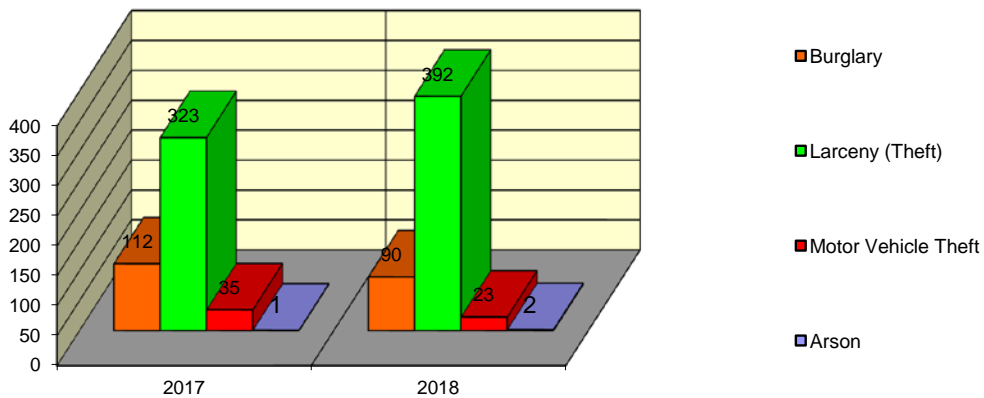
Springfield Police Department Part I Index Crimes - City Wide - June Comparison



Springfield Police Department Crimes Against Persons - City Wide - June Comparison



Springfield Police Department Crimes Against Property - City Wide - June Comparison



**CITY WIDE
PART I INDEX CRIMES BY OFFENSE HEADING
MONTHLY COMPARISON
JUNE (REVISED 10-17-18)**

OFFENSE HEADING	2017	2018	CHANGE
Murder	0	2	2
Sexual Assault	8	5	-3
Robbery	21	12	-9
Agg Assault / Agg Battery	91	65	-26
Burglary	112	90	-22
Theft (Larceny)	323	392	69
Motor Vehicle Theft	35	23	-12
Arson	1	2	1
Human Trafficking	0	0	0
GRAND TOTAL MONTH	591	591	0%

No change in offenses scored for all Part I Index Crimes City Wide during the month of June 2018.

A 30% decrease in offenses scored for all Crimes Against Persons City Wide during the month of June 2018.

An 8% increase in offenses scored for all Crimes Against Property City Wide during the month of June 2018.

CRIMES AGAINST PERSONS

OFFENSE HEADING	2017	2018
Murder	0	2
Sexual Assault	8	5
Robbery	21	12
Agg Assault / Agg Battery	91	65
Human Trafficking	0	0
TOTAL	120	84
TOTAL % CHANGE		-30%

CRIMES AGAINST PROPERTY

OFFENSE HEADING	2017	2018
Burglary	112	90
Theft (Larceny)	323	392
Motor Vehicle Theft	35	23
Arson	1	2
TOTAL	471	507
TOTAL % CHANGE		8%