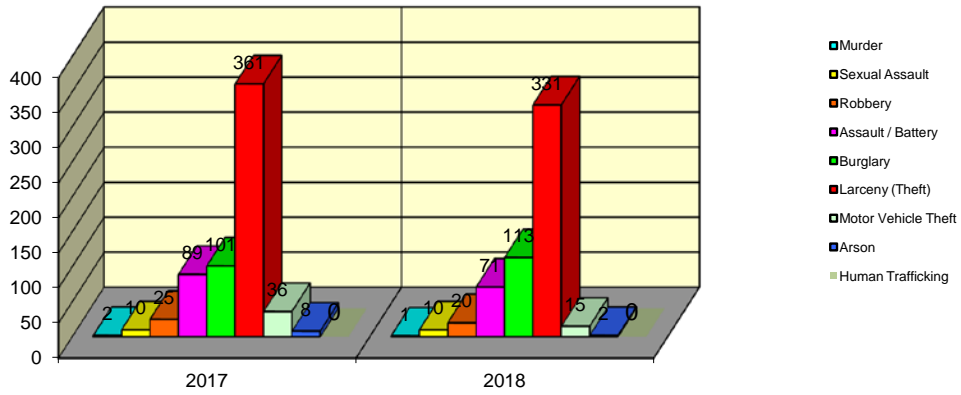


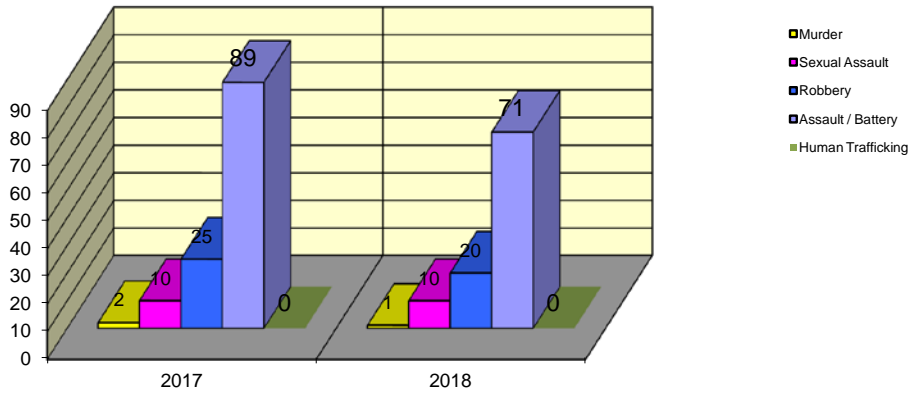
**CITY WIDE
PART I INDEX CRIMES BY OFFENSE HEADING
MONTHLY COMPARISON
MAY**

UCR	OFFENSE HEADING	2017		2018	
	MURDER		2		1
0110	Homicide - First Degree	2		1	
0130	Homicide - Second Degree	0		0	
	SEXUAL ASSAULT		10		10
0260	Sexual Assault - Criminal	8		10	
0261	Sexual Assault - Aggravated	1		0	
0262	Sexual Assault - Forcible Sodomy	0		0	
0280	Pred Criminal Sexual Assault Of A Child	1		0	
0281	Sexual Assault - With an Object	0		0	
	ROBBERY		25		20
0310	Robbery - Armed	1		1	
0320	Robbery - Criminal	0		0	
0330	Robbery - Aggravated	0		0	
0310	Robbery to Person - Armed	11		9	
0320	Robbery to Person - Criminal	12		7	
0330	Robbery to Person - Aggravated	0		1	
0325	Vehicular Hijacking	1		1	
0326	Vehicular Hijacking - Aggravated	0		1	
	AGG ASSAULT / AGG BATTERY		89		71
0410	Attempted Murder	0		0	
0410	Battery - Aggravated	39		33	
0480	Battery - Heinous	0		0	
0485	Battery to Child - Aggravated	0		1	
0488	Aggravated Domestic Battery	17		10	
0490	Ritual Mutilation	0		0	
0495	Battery to Senior Citizen - Aggravated	1		2	
0510	Assault - Aggravated	32		25	
	BURGLARY		101		113
0610	Burglary - Commercial	8		6	
0610	Burglary - Non Residential	18		21	
0625	Burglary - Residential	72		81	
0650	Home Invasion	3		5	
	THEFT (LARCENY)		361		331
0710	Theft from Motor Vehicle	1		1	
0720	Theft - Parts/Access of Motor Vehicle	7		5	
0730	Burglary - Parts/Access of Motor Vehicle	0		0	
0760	Burglary from Motor Vehicle	123		64	
0770	Vehicular Invasion (W/Intent To Commit Theft)	0		0	
0810	Theft - Over \$500	27		44	
0820	Theft - \$500 and Under	87		77	
0860	Theft - Retail	116		138	
0865	Theft - Delivery Container	0		0	
0870	Theft - Pocket Picking	0		1	
0880	Theft - Purse Snatching	0		0	
0890	Theft - From Building	0		0	
0895	Theft - Coin Operated Machine or Device	0		1	
	MOTOR VEHICLE THEFT		36		15
0910	Theft of Motor Vehicle	36		15	
	ARSON		8		2
1010	Arson - Criminal	3		1	
1025	Arson - Aggravated	4		0	
1310	Criminal Damage (By Fire Or Explosives)	1		1	
	HUMAN TRAFFICKING		0		0
1050	Commercial Sex Acts	0		0	
1055	Involuntary Servitude	0		0	
	GRAND TOTAL MONTH		632		563

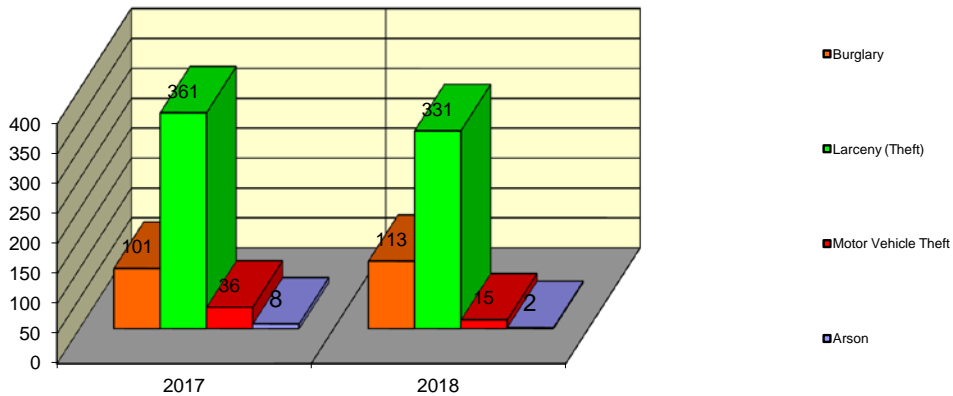
Springfield Police Department Part I Index Crimes - City Wide - May Comparison



Springfield Police Department Crimes Against Persons - City Wide - May Comparison



Springfield Police Department Crimes Against Property - City Wide - May Comparison



**CITY WIDE
PART I INDEX CRIMES BY OFFENSE HEADING
MONTHLY COMPARISON
MAY**

OFFENSE HEADING	2017	2018	CHANGE
Murder	2	1	-1
Sexual Assault	10	10	0
Robbery	25	20	-5
Agg Assault / Agg Battery	89	71	-18
Burglary	101	113	12
Theft (Larceny)	361	331	-30
Motor Vehicle Theft	36	15	-21
Arson	8	2	-6
Human Trafficking	0	0	0
GRAND TOTAL MONTH	632	563	-11%

An 11% decrease in offenses scored for all Part I Index Crimes City Wide during the month of May 2018.

A 19% decrease in offenses scored for all Crimes Against Persons City Wide during the month of May 2018.

A 9% decrease in offenses scored for all Crimes Against Property City Wide during the month of May 2018.

CRIMES AGAINST PERSONS

OFFENSE HEADING	2017	2018
Murder	2	1
Sexual Assault	10	10
Robbery	25	20
Agg Assault / Agg Battery	89	71
Human Trafficking	0	0
TOTAL	126	102
TOTAL % CHANGE		-19%

CRIMES AGAINST PROPERTY

OFFENSE HEADING	2017	2018
Burglary	101	113
Theft (Larceny)	361	331
Motor Vehicle Theft	36	15
Arson	8	2
TOTAL	506	461
TOTAL % CHANGE		-9%