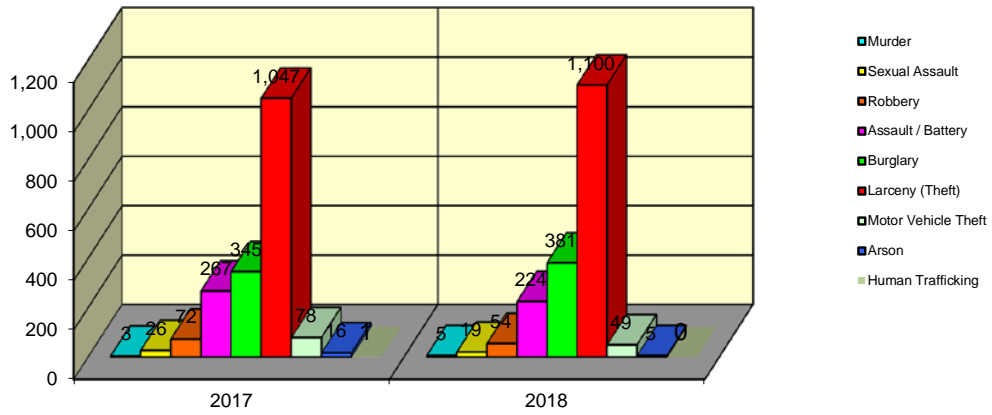


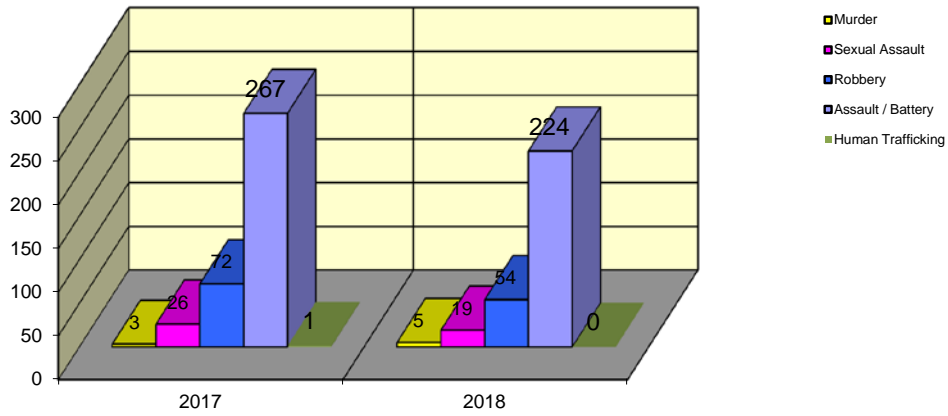
**CITY WIDE  
PART I INDEX CRIMES BY OFFENSE HEADING  
YEAR-TO-DATE COMPARISON  
JANUARY - APRIL**

UCR	OFFENSE HEADING	2017		2018	
	<b>MURDER</b>		<b>3</b>		<b>5</b>
0110	Homicide - First Degree	3		5	
0130	Homicide - Second Degree	0		0	
	<b>SEXUAL ASSAULT</b>		<b>26</b>		<b>19</b>
0260	Sexual Assault - Criminal	22		14	
0261	Sexual Assault - Aggravated	3		3	
0262	Sexual Assault - Forcible Sodomy	0		0	
0280	Pred Criminal Sexual Assault Of A Child	1		0	
0281	Sexual Assault - With an Object	0		2	
	<b>ROBBERY</b>		<b>72</b>		<b>54</b>
0310	Robbery - Armed	8		1	
0320	Robbery - Criminal	1		1	
0330	Robbery - Aggravated	6		0	
0310	Robbery to Person - Armed	26		20	
0320	Robbery to Person - Criminal	27		29	
0330	Robbery to Person - Aggravated	2		2	
0325	Vehicular Hijacking	2		1	
0326	Vehicular Hijacking - Aggravated	0		0	
	<b>AGG ASSAULT / AGG BATTERY</b>		<b>267</b>		<b>224</b>
0410	Attempted Murder	3		0	
0410	Battery - Aggravated	96		82	
0480	Battery - Heinous	0		0	
0485	Battery to Child - Aggravated	1		0	
0488	Aggravated Domestic Battery	51		65	
0490	Ritual Mutilation	0		0	
0495	Battery to Senior Citizen - Aggravated	0		4	
0510	Assault - Aggravated	116		73	
	<b>BURGLARY</b>		<b>345</b>		<b>381</b>
0610	Burglary - Commercial	32		41	
0610	Burglary - Non Residential	78		64	
0625	Burglary - Residential	225		260	
0650	Home Invasion	10		16	
	<b>THEFT (LARCENY)</b>		<b>1,047</b>		<b>1,100</b>
0710	Theft from Motor Vehicle	8		3	
0720	Theft - Parts/Access of Motor Vehicle	29		12	
0730	Burglary - Parts/Access of Motor Vehicle	0		2	
0760	Burglary from Motor Vehicle	225		181	
0770	Vehicular Invasion (W/Intent To Commit Theft)	2		0	
0810	Theft - Over \$500	126		117	
0820	Theft - \$500 and Under	242		226	
0860	Theft - Retail	415		556	
0865	Theft - Delivery Container	0		0	
0870	Theft - Pocket Picking	0		0	
0880	Theft - Purse Snatching	0		3	
0890	Theft - From Building	0		0	
0895	Theft - Coin Operated Machine or Device	0		0	
	<b>MOTOR VEHICLE THEFT</b>		<b>78</b>		<b>49</b>
0910	Theft of Motor Vehicle	78		49	
	<b>ARSON</b>		<b>16</b>		<b>5</b>
1010	Arson - Criminal	11		3	
1025	Arson - Aggravated	4		0	
1310	Criminal Damage (By Fire Or Explosives)	1		2	
	<b>HUMAN TRAFFICKING</b>		<b>1</b>		<b>0</b>
1050	Commercial Sex Acts	1		0	
1055	Involuntary Servitude	0		0	
	<b>GRAND TOTAL YEAR TO DATE</b>		<b>1,855</b>		<b>1,837</b>

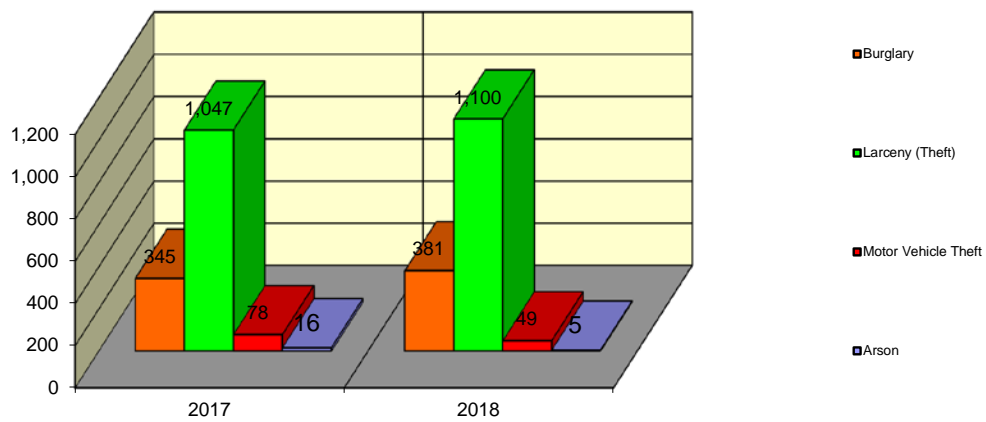
### Springfield Police Department Part I Index Crimes - City Wide - Jan-Apr Comparison



### Springfield Police Department Crimes Against Persons - City Wide - Jan-Apr Comparison



### Springfield Police Department Crimes Against Property - City Wide - Jan-Apr Comparison



**CITY WIDE  
PART I INDEX CRIMES BY OFFENSE HEADING  
YEAR-TO-DATE COMPARISON  
JANUARY - APRIL**

OFFENSE HEADING	2017	2018	CHANGE
Murder	3	5	2
Sexual Assault	26	19	-7
Robbery	72	54	-18
Agg Assault / Agg Battery	267	224	-43
Burglary	345	381	36
Theft (Larceny)	1047	1100	53
Motor Vehicle Theft	78	49	-29
Arson	16	5	-11
Human Trafficking	1	0	-1
<b>GRAND TOTAL YTD</b>	<b>1,855</b>	<b>1,837</b>	<b>-1%</b>

A 1% decrease in offenses scored for all Part I Index Crimes City Wide during the months of January - April 2018.

An 18% decrease in offenses scored for all Crimes Against Persons City Wide during the months of January - April 2018.

A 3% increase in offenses scored for all Crimes Against Property City Wide during the months of January - April 2018.

**CRIMES AGAINST PERSONS**

OFFENSE HEADING	2017	2018
Murder	3	5
Sexual Assault	26	19
Robbery	72	54
Agg Assault / Agg Battery	267	224
Human Trafficking	1	0
<b>TOTAL</b>	<b>369</b>	<b>302</b>
<b>TOTAL % CHANGE</b>		<b>-18%</b>

**CRIMES AGAINST PROPERTY**

OFFENSE HEADING	2017	2018
Burglary	345	381
Theft (Larceny)	1,047	1,100
Motor Vehicle Theft	78	49
Arson	16	5
<b>TOTAL</b>	<b>1,486</b>	<b>1,535</b>
<b>TOTAL % CHANGE</b>		<b>3%</b>