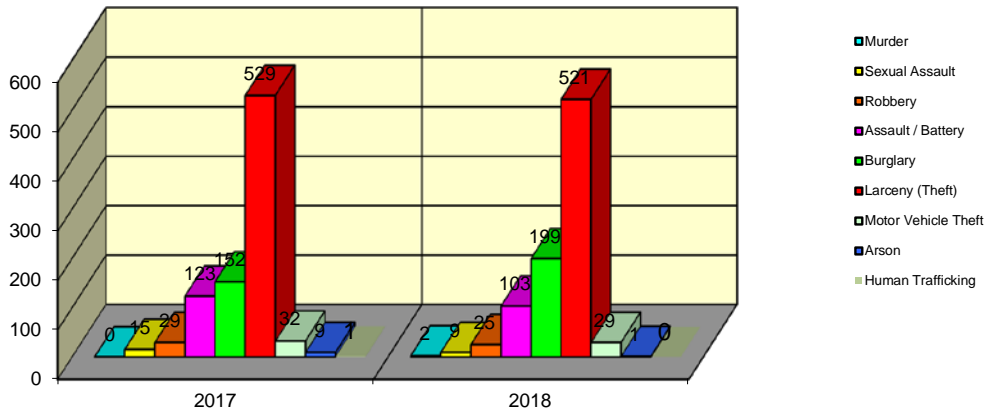


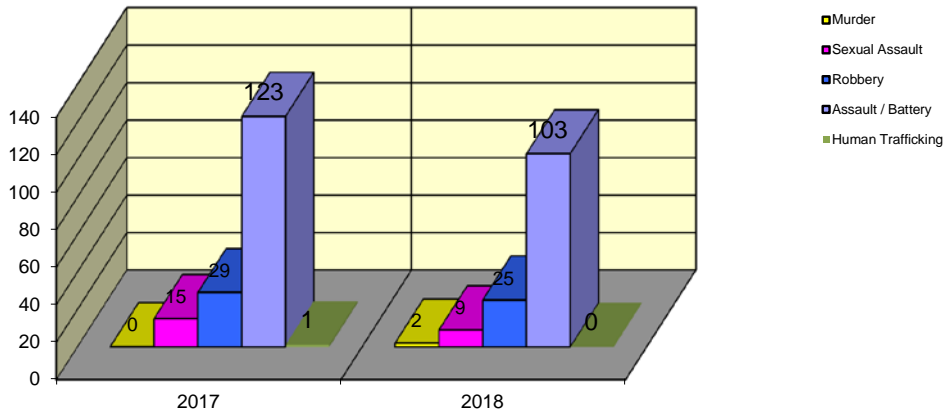
**CITY WIDE
PART I INDEX CRIMES BY OFFENSE HEADING
YEAR-TO-DATE COMPARISON
JANUARY - FEBRUARY**

UCR	OFFENSE HEADING	2017		2018	
	MURDER		0		2
0110	Homicide - First Degree	0		2	
0130	Homicide - Second Degree	0		0	
	SEXUAL ASSAULT		15		9
0260	Sexual Assault - Criminal	13		6	
0261	Sexual Assault - Aggravated	2		2	
0262	Sexual Assault - Forcible Sodomy	0		0	
0280	Pred Criminal Sexual Assault Of A Child	0		0	
0281	Sexual Assault - With an Object	0		1	
	ROBBERY		29		25
0310	Robbery - Armed	6		0	
0320	Robbery - Criminal	0		0	
0330	Robbery - Aggravated	4		0	
0310	Robbery to Person - Armed	8		9	
0320	Robbery to Person - Criminal	8		16	
0330	Robbery to Person - Aggravated	1		0	
0325	Vehicular Hijacking	2		0	
0326	Vehicular Hijacking - Aggravated	0		0	
	AGG ASSAULT / AGG BATTERY		123		103
0410	Attempted Murder	3		0	
0410	Battery - Aggravated	45		32	
0480	Battery - Heinous	0		0	
0485	Battery to Child - Aggravated	1		0	
0488	Aggravated Domestic Battery	28		34	
0490	Ritual Mutilation	0		0	
0495	Battery to Senior Citizen - Aggravated	0		4	
0510	Assault - Aggravated	46		33	
	BURGLARY		152		199
0610	Burglary - Commercial	14		32	
0610	Burglary - Non Residential	44		31	
0625	Burglary - Residential	90		131	
0650	Home Invasion	4		5	
	THEFT (LARCENY)		529		521
0710	Theft from Motor Vehicle	3		2	
0720	Theft - Parts/Access of Motor Vehicle	12		3	
0730	Burglary - Parts/Access of Motor Vehicle	0		0	
0760	Burglary from Motor Vehicle	110		98	
0770	Vehicular Invasion (W/Intent To Commit Theft)	1		0	
0810	Theft - Over \$500	59		52	
0820	Theft - \$500 and Under	128		96	
0860	Theft - Retail	216		267	
0865	Theft - Delivery Container	0		0	
0870	Theft - Pocket Picking	0		0	
0880	Theft - Purse Snatching	0		3	
0890	Theft - From Building	0		0	
0895	Theft - Coin Operated Machine or Device	0		0	
	MOTOR VEHICLE THEFT		32		29
0910	Theft of Motor Vehicle	32		29	
	ARSON		9		1
1010	Arson - Criminal	5		1	
1025	Arson - Aggravated	3		0	
1310	Criminal Damage (By Fire Or Explosives)	1		0	
	HUMAN TRAFFICKING		1		0
1050	Commercial Sex Acts	1		0	
1055	Involuntary Servitude	0		0	
	GRAND TOTAL YEAR TO DATE		890		889

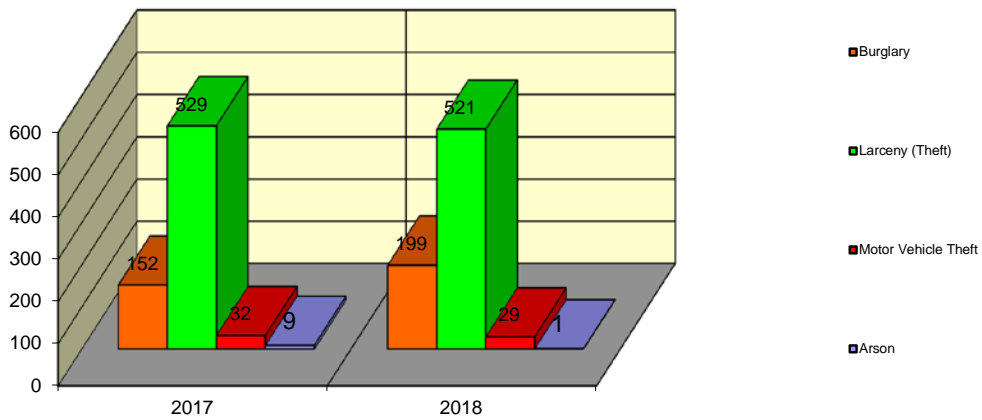
Springfield Police Department Part I Index Crimes - City Wide - Jan-Feb Comparison



Springfield Police Department Crimes Against Persons - City Wide - Jan-Feb Comparison



Springfield Police Department Crimes Against Property - City Wide - Jan-Feb Comparison



**CITY WIDE
PART I INDEX CRIMES BY OFFENSE HEADING
YEAR-TO-DATE COMPARISON
JANUARY - FEBRUARY**

OFFENSE HEADING	2017	2018	CHANGE
Murder	0	2	2
Sexual Assault	15	9	-6
Robbery	29	25	-4
Agg Assault / Agg Battery	123	103	-20
Burglary	152	199	47
Theft (Larceny)	529	521	-8
Motor Vehicle Theft	32	29	-3
Arson	9	1	-8
Human Trafficking	1	0	-1
GRAND TOTAL YTD	890	889	0%

No change in offenses scored for all Part I Index Crimes City Wide during the months of January - February 2018.

A 17% decrease in offenses scored for all Crimes Against Persons City Wide during the months of January - February 2018.

A 4% increase in offenses scored for all Crimes Against Property City Wide during the months of January - February 2018.

CRIMES AGAINST PERSONS

OFFENSE HEADING	2017	2018
Murder	0	2
Sexual Assault	15	9
Robbery	29	25
Agg Assault / Agg Battery	123	103
Human Trafficking	1	0
TOTAL	168	139
TOTAL % CHANGE		-17%

CRIMES AGAINST PROPERTY

OFFENSE HEADING	2017	2018
Burglary	152	199
Theft (Larceny)	529	521
Motor Vehicle Theft	32	29
Arson	9	1
TOTAL	722	750
TOTAL % CHANGE		4%