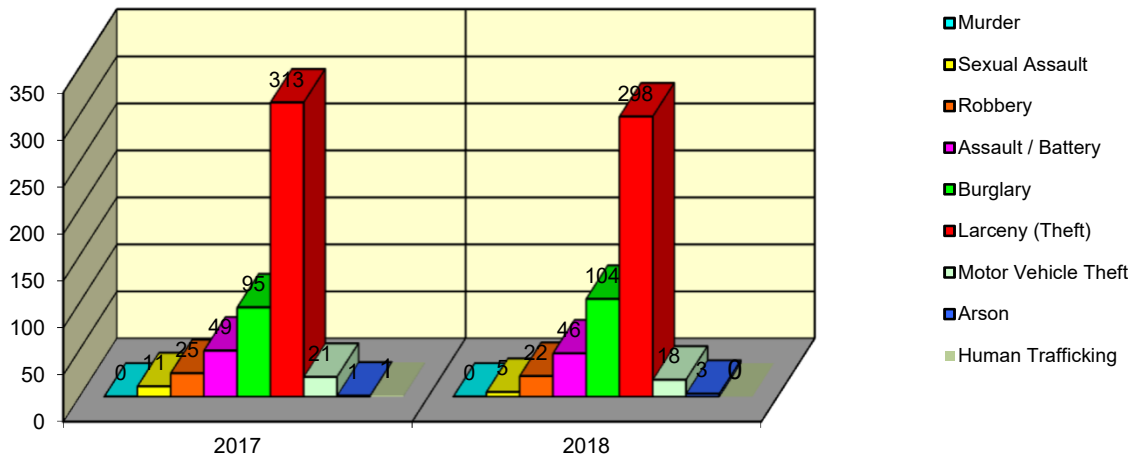


**CITY WIDE
PART I INDEX CRIMES BY OFFENSE HEADING
MONTHLY COMPARISON
NOVEMBER**

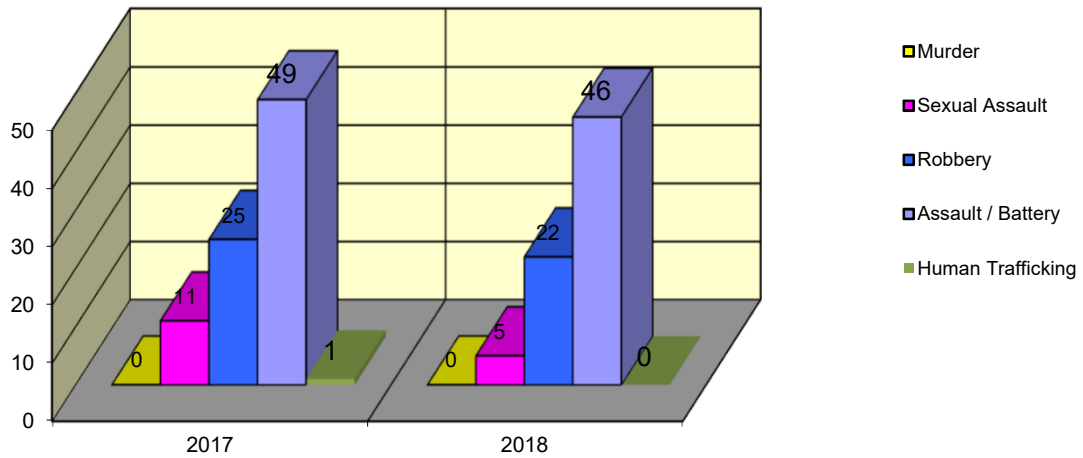
UCR	OFFENSE HEADING	2017		2018	
	MURDER		0		0
0110	Homicide - First Degree	0		0	
0130	Homicide - Second Degree	0		0	
	SEXUAL ASSAULT		11		5
0260	Sexual Assault - Criminal	6		4	
0261	Sexual Assault - Aggravated	5		1	
0262	Sexual Assault - Forcible Sodomy	0		0	
0280	Pred Criminal Sexual Assault Of A Child	0		0	
0281	Sexual Assault - With an Object	0		0	
	ROBBERY		25		22
0310	Robbery - Armed	1		1	
0320	Robbery - Criminal	0		0	
0330	Robbery - Aggravated	1		1	
0310	Robbery to Person - Armed	13		6	
0320	Robbery to Person - Criminal	8		13	
0330	Robbery to Person - Aggravated	0		1	
0325	Vehicular Hijacking	1		0	
0326	Vehicular Hijacking - Aggravated	1		0	
	AGG ASSAULT / AGG BATTERY		49		46
0410	Attempted Murder	0		0	
0410	Battery - Aggravated	14		24	
0480	Battery - Heinous	0		0	
0485	Battery to Child - Aggravated	0		0	
0488	Aggravated Domestic Battery	9		8	
0490	Ritual Mutilation	0		0	
0495	Battery to Senior Citizen - Aggravated	0		0	
0510	Assault - Aggravated	26		14	
	BURGLARY		95		104
0610	Burglary - Commercial	7		11	
0610	Burglary - Non Residential	21		20	
0625	Burglary - Residential	65		67	
0650	Home Invasion	2		6	
	THEFT (LARCENY)		313		298
0710	Theft from Motor Vehicle	2		0	
0720	Theft - Parts/Access of Motor Vehicle	10		7	
0730	Burglary - Parts/Access of Motor Vehicle	0		0	
0760	Burglary from Motor Vehicle	73		47	
0770	Vehicular Invasion (W/Intent To Commit Theft)	0		0	
0810	Theft - Over \$500	34		27	
0820	Theft - \$500 and Under	64		76	
0860	Theft - Retail	130		140	
0865	Theft - Delivery Container	0		0	
0870	Theft - Pocket Picking	0		0	
0880	Theft - Purse Snatching	0		0	
0890	Theft - From Building	0		0	
0895	Theft - Coin Operated Machine or Device	0		1	
	MOTOR VEHICLE THEFT		21		18
0910	Theft of Motor Vehicle	21		18	
	ARSON		1		3
1010	Arson - Criminal	1		2	
1025	Arson - Aggravated	0		1	

1310	Criminal Damage (By Fire Or Explosives)	0		0	
	HUMAN TRAFFICKING		1		0
1050	Commercial Sex Acts	1		0	
1055	Involuntary Servitude	0		0	
	GRAND TOTAL MONTH		516		496

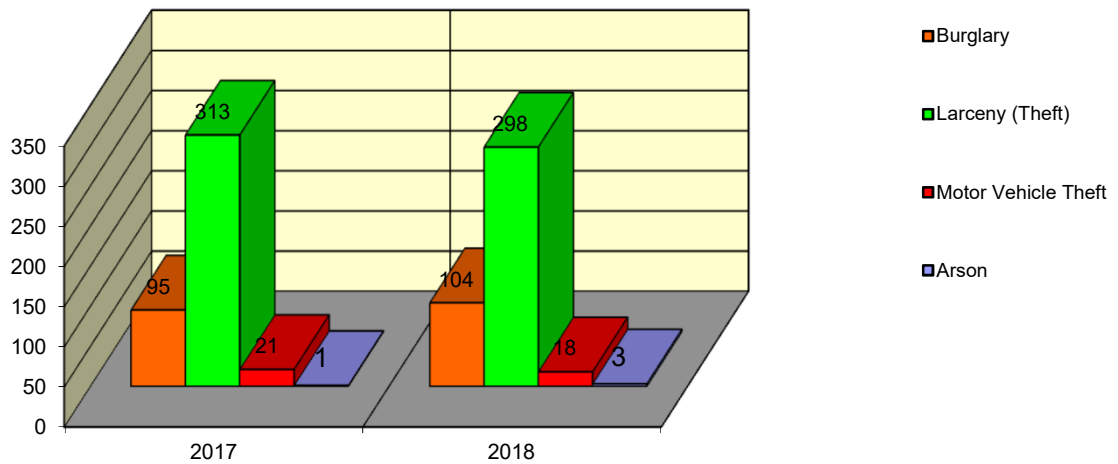
Springfield Police Department Part I Index Crimes - City Wide - Nov Comparison



Springfield Police Department Crimes Against Persons - City Wide - Nov Comparison



Springfield Police Department Crimes Against Property - City Wide - Nov Comparison



Release Date: 12-20-18

**CITY WIDE
PART I INDEX CRIMES BY OFFENSE HEADING
MONTHLY COMPARISON
NOVEMBER**

OFFENSE HEADING	2017	2018	CHANGE
Murder	0	0	0
Sexual Assault	11	5	-6
Robbery	25	22	-3
Agg Assault / Agg Battery	49	46	-3
Burglary	95	104	9
Theft (Larceny)	313	298	-15
Motor Vehicle Theft	21	18	-3
Arson	1	3	2
Human Trafficking	1	0	-1
GRAND TOTAL MONTH	516	496	-4%

A 4% decrease in offenses scored for all Part I Index Crimes City Wide during the month of November 2018.

A 15% decrease in offenses scored for all Crimes Against Persons City Wide during the month of November 2018.

A 2% decrease in offenses scored for all Crimes Against Property City Wide during the month of November 2018.

CRIMES AGAINST PERSONS

OFFENSE HEADING	2017	2018
Murder	0	0
Sexual Assault	11	5
Robbery	25	22
Agg Assault / Agg Battery	49	46
Human Trafficking	1	0
TOTAL	86	73
TOTAL % CHANGE		-15%

CRIMES AGAINST PROPERTY

OFFENSE HEADING	2017	2018
Burglary	95	104
Theft (Larceny)	313	298
Motor Vehicle Theft	21	18
Arson	1	3
TOTAL	430	423
TOTAL % CHANGE		-2%

Release Date: 12-20-18