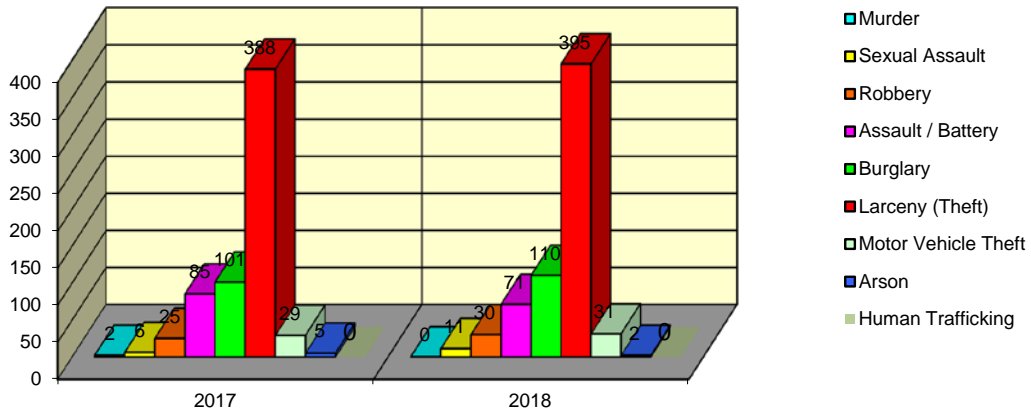


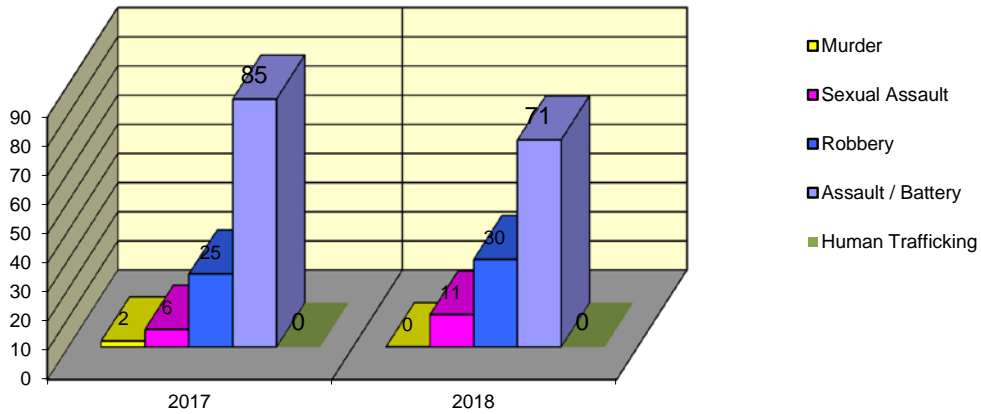
**CITY WIDE
PART I INDEX CRIMES BY OFFENSE HEADING
MONTHLY COMPARISON
AUGUST**

| UCR | OFFENSE HEADING | 2017 | | 2018 | |
|------|---|------|------------|------|------------|
| | MURDER | | 2 | | 0 |
| 0110 | Homicide - First Degree | 2 | | 0 | |
| 0130 | Homicide - Second Degree | 0 | | 0 | |
| | SEXUAL ASSAULT | | 6 | | 11 |
| 0260 | Sexual Assault - Criminal | 5 | | 8 | |
| 0261 | Sexual Assault - Aggravated | 1 | | 0 | |
| 0262 | Sexual Assault - Forcible Sodomy | 0 | | 0 | |
| 0280 | Pred Criminal Sexual Assault Of A Child | 0 | | 2 | |
| 0281 | Sexual Assault - With an Object | 0 | | 1 | |
| | ROBBERY | | 25 | | 30 |
| 0310 | Robbery - Armed | 1 | | 1 | |
| 0320 | Robbery - Criminal | 0 | | 0 | |
| 0330 | Robbery - Aggravated | 0 | | 0 | |
| 0310 | Robbery to Person - Armed | 10 | | 15 | |
| 0320 | Robbery to Person - Criminal | 14 | | 13 | |
| 0330 | Robbery to Person - Aggravated | 0 | | 1 | |
| 0325 | Vehicular Hijacking | 0 | | 0 | |
| 0326 | Vehicular Hijacking - Aggravated | 0 | | 0 | |
| | AGG ASSAULT / AGG BATTERY | | 85 | | 71 |
| 0410 | Attempted Murder | 0 | | 0 | |
| 0410 | Battery - Aggravated | 29 | | 23 | |
| 0480 | Battery - Heinous | 0 | | 0 | |
| 0485 | Battery to Child - Aggravated | 0 | | 0 | |
| 0488 | Aggravated Domestic Battery | 15 | | 16 | |
| 0490 | Ritual Mutilation | 0 | | 0 | |
| 0495 | Battery to Senior Citizen - Aggravated | 0 | | 0 | |
| 0510 | Assault - Aggravated | 41 | | 32 | |
| | BURGLARY | | 101 | | 110 |
| 0610 | Burglary - Commercial | 17 | | 15 | |
| 0610 | Burglary - Non Residential | 22 | | 39 | |
| 0625 | Burglary - Residential | 56 | | 53 | |
| 0650 | Home Invasion | 6 | | 3 | |
| | THEFT (LARCENY) | | 388 | | 395 |
| 0710 | Theft from Motor Vehicle | 3 | | 2 | |
| 0720 | Theft - Parts/Access of Motor Vehicle | 10 | | 10 | |
| 0730 | Burglary - Parts/Access of Motor Vehicle | 1 | | 0 | |
| 0760 | Burglary from Motor Vehicle | 94 | | 97 | |
| 0770 | Vehicular Invasion (W/Intent To Commit Theft) | 2 | | 0 | |
| 0810 | Theft - Over \$500 | 33 | | 51 | |
| 0820 | Theft - \$500 and Under | 90 | | 98 | |
| 0860 | Theft - Retail | 153 | | 137 | |
| 0865 | Theft - Delivery Container | 0 | | 0 | |
| 0870 | Theft - Pocket Picking | 0 | | 0 | |
| 0880 | Theft - Purse Snatching | 0 | | 0 | |
| 0890 | Theft - From Building | 0 | | 0 | |
| 0895 | Theft - Coin Operated Machine or Device | 2 | | 0 | |
| | MOTOR VEHICLE THEFT | | 29 | | 31 |
| 0910 | Theft of Motor Vehicle | 29 | | 31 | |
| | ARSON | | 5 | | 2 |
| 1010 | Arson - Criminal | 4 | | 2 | |
| 1025 | Arson - Aggravated | 0 | | 0 | |
| 1310 | Criminal Damage (By Fire Or Explosives) | 1 | | 0 | |
| | HUMAN TRAFFICKING | | 0 | | 0 |
| 1050 | Commercial Sex Acts | 0 | | 0 | |
| 1055 | Involuntary Servitude | 0 | | 0 | |
| | GRAND TOTAL MONTH | | 641 | | 650 |

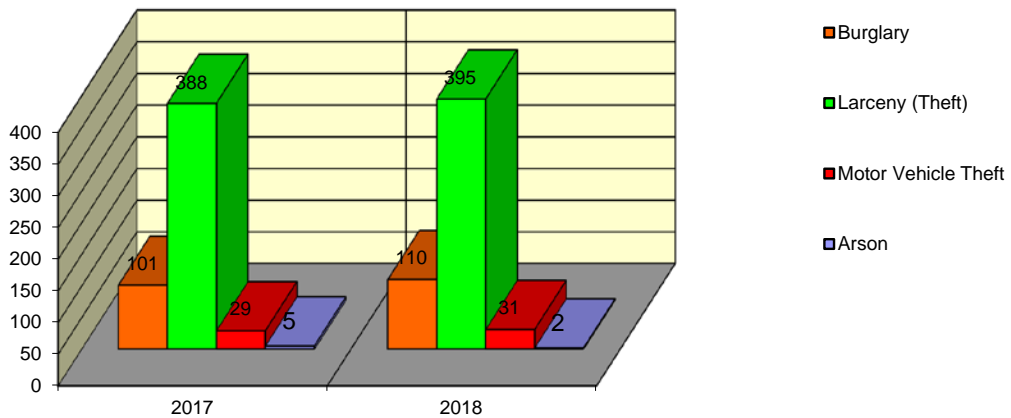
Springfield Police Department Part I Index Crimes - City Wide - Aug Comparison



Springfield Police Department Crimes Against Persons - City Wide - Aug Comparison



Springfield Police Department Crimes Against Property - City Wide - Aug Comparison



**CITY WIDE
PART I INDEX CRIMES BY OFFENSE HEADING
MONTHLY COMPARISON
AUGUST**

| OFFENSE HEADING | 2017 | 2018 | CHANGE |
|---------------------------|------------|------------|-----------|
| Murder | 2 | 0 | -2 |
| Sexual Assault | 6 | 11 | 5 |
| Robbery | 25 | 30 | 5 |
| Agg Assault / Agg Battery | 85 | 71 | -14 |
| Burglary | 101 | 110 | 9 |
| Theft (Larceny) | 388 | 395 | 7 |
| Motor Vehicle Theft | 29 | 31 | 2 |
| Arson | 5 | 2 | -3 |
| Human Trafficking | 0 | 0 | 0 |
| GRAND TOTAL MONTH | 641 | 650 | 1% |

A 1% increase in offenses scored for all Part I Index Crimes City Wide during the month of August 2018.

A 5% decrease in offenses scored for all Crimes Against Persons City Wide during the month of August 2018.

A 3% increase in offenses scored for all Crimes Against Property City Wide during the month of August 2018.

CRIMES AGAINST PERSONS

| OFFENSE HEADING | 2017 | 2018 |
|---------------------------|------------|------------|
| Murder | 2 | 0 |
| Sexual Assault | 6 | 11 |
| Robbery | 25 | 30 |
| Agg Assault / Agg Battery | 85 | 71 |
| Human Trafficking | 0 | 0 |
| | | |
| TOTAL | 118 | 112 |
| TOTAL % CHANGE | | -5% |

CRIMES AGAINST PROPERTY

| OFFENSE HEADING | 2017 | 2018 |
|-----------------------|------------|------------|
| Burglary | 101 | 110 |
| Theft (Larceny) | 388 | 395 |
| Motor Vehicle Theft | 29 | 31 |
| Arson | 5 | 2 |
| | | |
| TOTAL | 523 | 538 |
| TOTAL % CHANGE | | 3% |