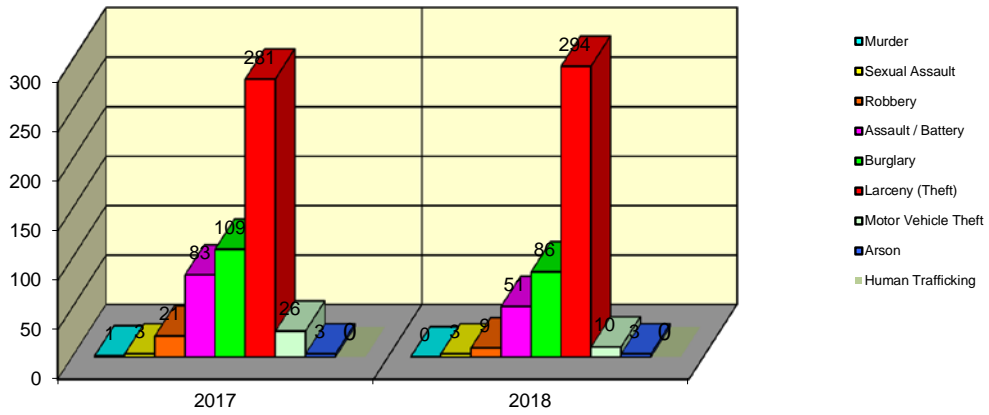


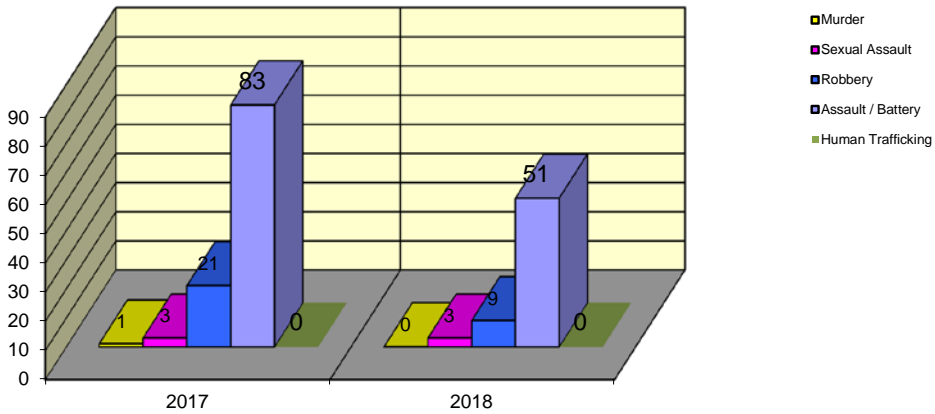
**CITY WIDE
PART I INDEX CRIMES BY OFFENSE HEADING
MONTHLY COMPARISON
APRIL**

UCR	OFFENSE HEADING	2017		2018	
	MURDER		1		0
0110	Homicide - First Degree	1		0	
0130	Homicide - Second Degree	0		0	
	SEXUAL ASSAULT		3		3
0260	Sexual Assault - Criminal	2		3	
0261	Sexual Assault - Aggravated	0		0	
0262	Sexual Assault - Forcible Sodomy	0		0	
0280	Pred Criminal Sexual Assault Of A Child	1		0	
0281	Sexual Assault - With an Object	0		0	
	ROBBERY		21		9
0310	Robbery - Armed	2		0	
0320	Robbery - Criminal	1		0	
0330	Robbery - Aggravated	0		0	
0310	Robbery to Person - Armed	10		6	
0320	Robbery to Person - Criminal	8		2	
0330	Robbery to Person - Aggravated	0		0	
0325	Vehicular Hijacking	0		1	
0326	Vehicular Hijacking - Aggravated	0		0	
	AGG ASSAULT / AGG BATTERY		83		51
0410	Attempted Murder	0		0	
0410	Battery - Aggravated	28		23	
0480	Battery - Heinous	0		0	
0485	Battery to Child - Aggravated	0		0	
0488	Aggravated Domestic Battery	12		13	
0490	Ritual Mutilation	0		0	
0495	Battery to Senior Citizen - Aggravated	0		0	
0510	Assault - Aggravated	43		15	
	BURGLARY		109		86
0610	Burglary - Commercial	7		7	
0610	Burglary - Non Residential	20		16	
0625	Burglary - Residential	80		55	
0650	Home Invasion	2		8	
	THEFT (LARCENY)		281		294
0710	Theft from Motor Vehicle	4		1	
0720	Theft - Parts/Access of Motor Vehicle	9		5	
0730	Burglary - Parts/Access of Motor Vehicle	0		1	
0760	Burglary from Motor Vehicle	64		37	
0770	Vehicular Invasion (W/Intent To Commit Theft)	1		0	
0810	Theft - Over \$500	33		34	
0820	Theft - \$500 and Under	66		62	
0860	Theft - Retail	104		154	
0865	Theft - Delivery Container	0		0	
0870	Theft - Pocket Picking	0		0	
0880	Theft - Purse Snatching	0		0	
0890	Theft - From Building	0		0	
0895	Theft - Coin Operated Machine or Device	0		0	
	MOTOR VEHICLE THEFT		26		10
0910	Theft of Motor Vehicle	26		10	
	ARSON		3		3
1010	Arson - Criminal	3		2	
1025	Arson - Aggravated	0		0	
1310	Criminal Damage (By Fire Or Explosives)	0		1	
	HUMAN TRAFFICKING		0		0
1050	Commercial Sex Acts	0		0	
1055	Involuntary Servitude	0		0	
	GRAND TOTAL MONTH		527		456

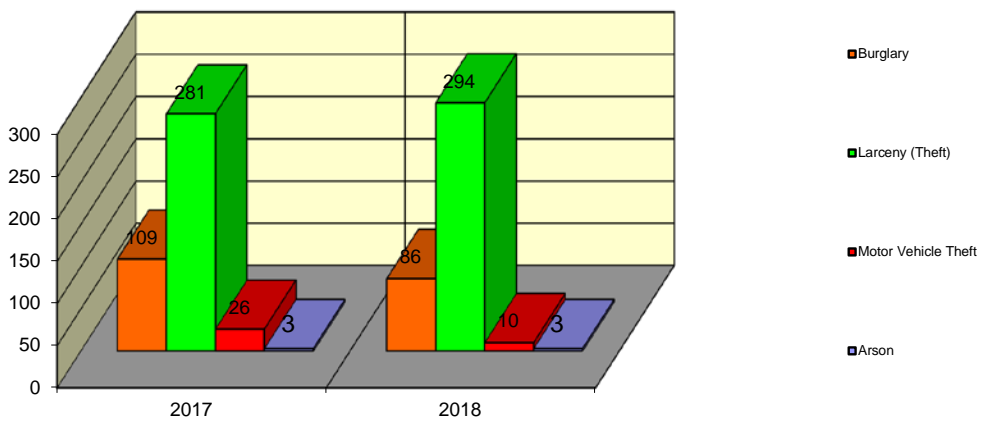
Springfield Police Department Part I Index Crimes - City Wide - Apr Comparison



Springfield Police Department Crimes Against Persons - City Wide - Apr Comparison



Springfield Police Department Crimes Against Property - City Wide - Apr Comparison



**CITY WIDE
PART I INDEX CRIMES BY OFFENSE HEADING
MONTHLY COMPARISON
APRIL**

OFFENSE HEADING	2017	2018	CHANGE
Murder	1	0	-1
Sexual Assault	3	3	0
Robbery	21	9	-12
Agg Assault / Agg Battery	83	51	-32
Burglary	109	86	-23
Theft (Larceny)	281	294	13
Motor Vehicle Theft	26	10	-16
Arson	3	3	0
Human Trafficking	0	0	0
GRAND TOTAL MONTH	527	456	-13%

A 13% decrease in offenses scored for all Part I Index Crimes City Wide during the month of April 2018.

A 42% decrease in offenses scored for all Crimes Against Persons City Wide during the month of April 2018.

A 6% decrease in offenses scored for all Crimes Against Property City Wide during the month of April 2018.

CRIMES AGAINST PERSONS

OFFENSE HEADING	2017	2018
Murder	1	0
Sexual Assault	3	3
Robbery	21	9
Agg Assault / Agg Battery	83	51
Human Trafficking	0	0
TOTAL	108	63
TOTAL % CHANGE		-42%

CRIMES AGAINST PROPERTY

OFFENSE HEADING	2017	2018
Burglary	109	86
Theft (Larceny)	281	294
Motor Vehicle Theft	26	10
Arson	3	3
TOTAL	419	393
TOTAL % CHANGE		-6%