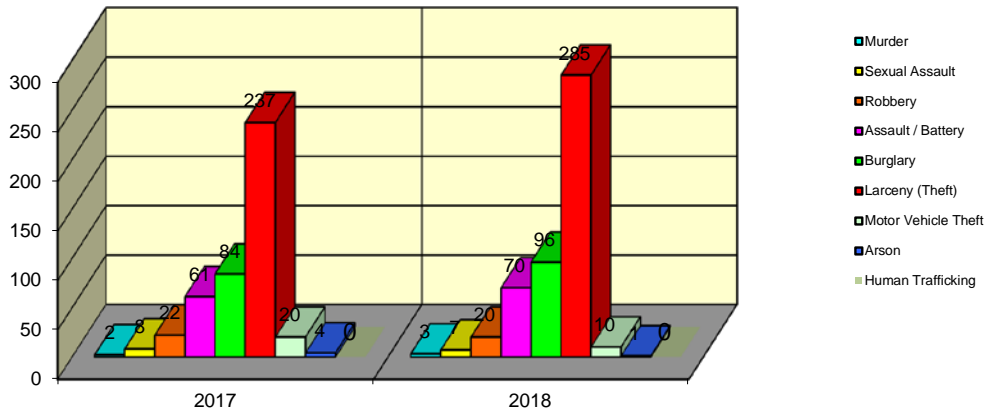


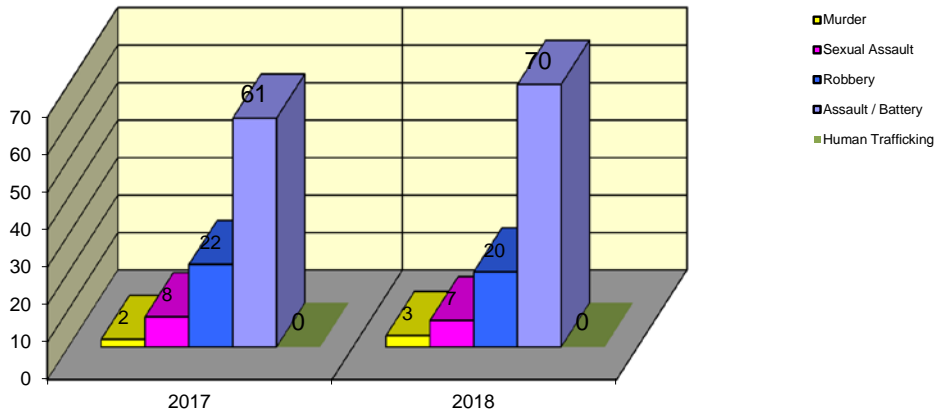
**CITY WIDE
PART I INDEX CRIMES BY OFFENSE HEADING
MONTHLY COMPARISON
MARCH**

UCR	OFFENSE HEADING	2017		2018	
	MURDER		2		3
0110	Homicide - First Degree	2		3	
0130	Homicide - Second Degree	0		0	
	SEXUAL ASSAULT		8		7
0260	Sexual Assault - Criminal	7		5	
0261	Sexual Assault - Aggravated	1		1	
0262	Sexual Assault - Forcible Sodomy	0		0	
0280	Pred Criminal Sexual Assault Of A Child	0		0	
0281	Sexual Assault - With an Object	0		1	
	ROBBERY		22		20
0310	Robbery - Armed	0		1	
0320	Robbery - Criminal	0		1	
0330	Robbery - Aggravated	2		0	
0310	Robbery to Person - Armed	8		5	
0320	Robbery to Person - Criminal	11		11	
0330	Robbery to Person - Aggravated	1		2	
0325	Vehicular Hijacking	0		0	
0326	Vehicular Hijacking - Aggravated	0		0	
	AGG ASSAULT / AGG BATTERY		61		70
0410	Attempted Murder	0		0	
0410	Battery - Aggravated	23		27	
0480	Battery - Heinous	0		0	
0485	Battery to Child - Aggravated	0		0	
0488	Aggravated Domestic Battery	11		18	
0490	Ritual Mutilation	0		0	
0495	Battery to Senior Citizen - Aggravated	0		0	
0510	Assault - Aggravated	27		25	
	BURGLARY		84		96
0610	Burglary - Commercial	11		2	
0610	Burglary - Non Residential	14		17	
0625	Burglary - Residential	55		74	
0650	Home Invasion	4		3	
	THEFT (LARCENY)		237		285
0710	Theft from Motor Vehicle	1		0	
0720	Theft - Parts/Access of Motor Vehicle	8		4	
0730	Burglary - Parts/Access of Motor Vehicle	0		1	
0760	Burglary from Motor Vehicle	51		46	
0770	Vehicular Invasion (W/Intent To Commit Theft)	0		0	
0810	Theft - Over \$500	34		31	
0820	Theft - \$500 and Under	48		68	
0860	Theft - Retail	95		135	
0865	Theft - Delivery Container	0		0	
0870	Theft - Pocket Picking	0		0	
0880	Theft - Purse Snatching	0		0	
0890	Theft - From Building	0		0	
0895	Theft - Coin Operated Machine or Device	0		0	
	MOTOR VEHICLE THEFT		20		10
0910	Theft of Motor Vehicle	20		10	
	ARSON		4		1
1010	Arson - Criminal	3		0	
1025	Arson - Aggravated	1		0	
1310	Criminal Damage (By Fire Or Explosives)	0		1	
	HUMAN TRAFFICKING		0		0
1050	Commercial Sex Acts	0		0	
1055	Involuntary Servitude	0		0	
	GRAND TOTAL MONTH		438		492

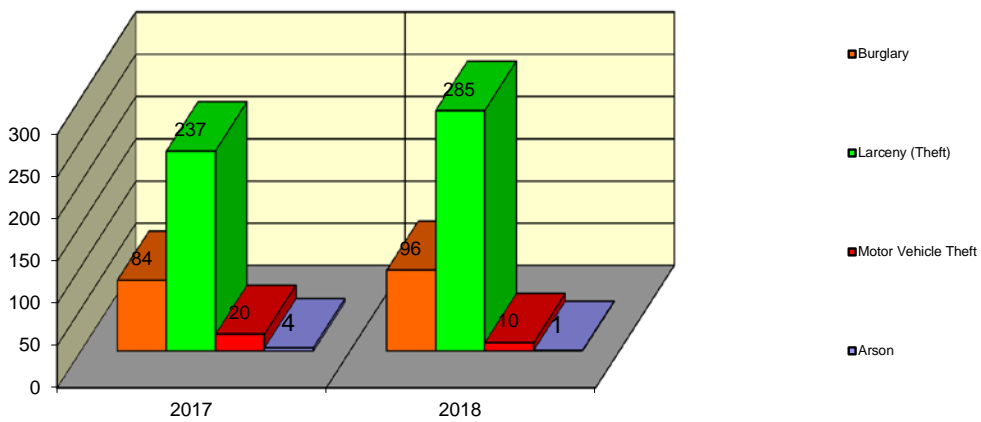
Springfield Police Department Part I Index Crimes - City Wide - Mar Comparison



Springfield Police Department Crimes Against Persons - City Wide - Mar Comparison



Springfield Police Department Crimes Against Property - City Wide - Mar Comparison



**CITY WIDE
PART I INDEX CRIMES BY OFFENSE HEADING
MONTHLY COMPARISON
MARCH**

OFFENSE HEADING	2017	2018	CHANGE
Murder	2	3	1
Sexual Assault	8	7	-1
Robbery	22	20	-2
Agg Assault / Agg Battery	61	70	9
Burglary	84	96	12
Theft (Larceny)	237	285	48
Motor Vehicle Theft	20	10	-10
Arson	4	1	-3
Human Trafficking	0	0	0
GRAND TOTAL MONTH	438	492	12%

A 12% increase in offenses scored for all Part I Index Crimes City Wide during the month of March 2018.

An 8% increase in offenses scored for all Crimes Against Persons City Wide during the month of March 2018.

A 14% increase in offenses scored for all Crimes Against Property City Wide during the month of March 2018.

CRIMES AGAINST PERSONS

OFFENSE HEADING	2017	2018
Murder	2	3
Sexual Assault	8	7
Robbery	22	20
Agg Assault / Agg Battery	61	70
Human Trafficking	0	0
TOTAL	93	100
TOTAL % CHANGE		8%

CRIMES AGAINST PROPERTY

OFFENSE HEADING	2017	2018
Burglary	84	96
Theft (Larceny)	237	285
Motor Vehicle Theft	20	10
Arson	4	1
TOTAL	345	392
TOTAL % CHANGE		14%