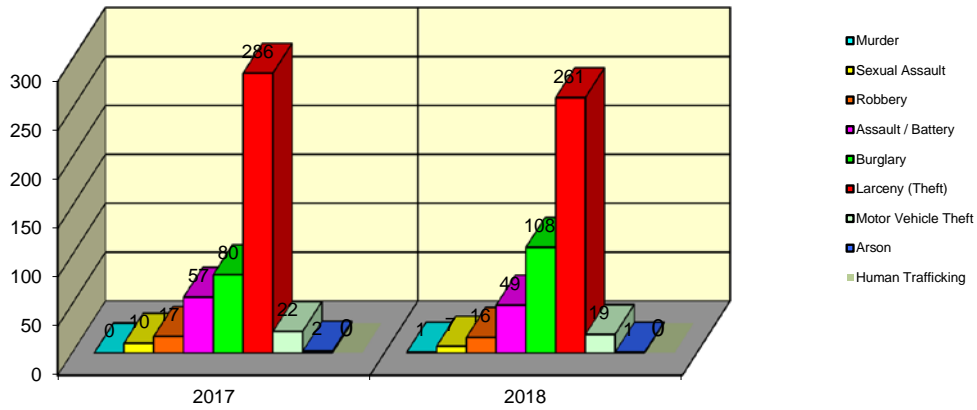


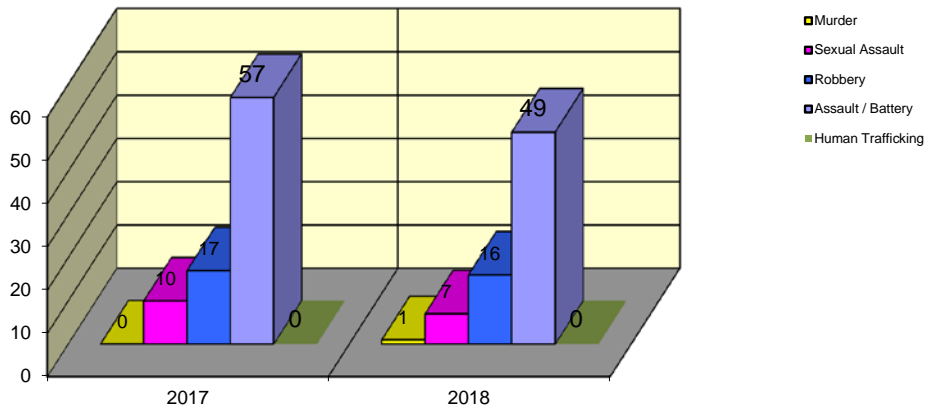
**CITY WIDE
PART I INDEX CRIMES BY OFFENSE HEADING
MONTHLY COMPARISON
JANUARY**

UCR	OFFENSE HEADING	2017		2018	
	MURDER		0		1
0110	Homicide - First Degree	0		1	
0130	Homicide - Second Degree	0		0	
	SEXUAL ASSAULT		10		7
0260	Sexual Assault - Criminal	8		5	
0261	Sexual Assault - Aggravated	2		2	
0262	Sexual Assault - Forcible Sodomy	0		0	
0280	Pred Criminal Sexual Assault Of A Child	0		0	
0281	Sexual Assault - With an Object	0		0	
	ROBBERY		17		16
0310	Robbery - Armed	0		0	
0320	Robbery - Criminal	0		0	
0330	Robbery - Aggravated	3		0	
0310	Robbery to Person - Armed	7		4	
0320	Robbery to Person - Criminal	5		12	
0330	Robbery to Person - Aggravated	0		0	
0325	Vehicular Hijacking	2		0	
0326	Vehicular Hijacking - Aggravated	0		0	
	AGG ASSAULT / AGG BATTERY		57		49
0410	Attempted Murder	1		0	
0410	Battery - Aggravated	21		13	
0480	Battery - Heinous	0		0	
0485	Battery to Child - Aggravated	1		0	
0488	Aggravated Domestic Battery	15		15	
0490	Ritual Mutilation	0		0	
0495	Battery to Senior Citizen - Aggravated	0		0	
0510	Assault - Aggravated	19		21	
	BURGLARY		80		108
0610	Burglary - Commercial	5		25	
0610	Burglary - Non Residential	20		15	
0625	Burglary - Residential	53		66	
0650	Home Invasion	2		2	
	THEFT (LARCENY)		286		261
0710	Theft from Motor Vehicle	2		2	
0720	Theft - Parts/Access of Motor Vehicle	5		1	
0730	Burglary - Parts/Access of Motor Vehicle	0		0	
0760	Burglary from Motor Vehicle	61		54	
0770	Vehicular Invasion (W/Intent To Commit Theft)	0		0	
0810	Theft - Over \$500	35		25	
0820	Theft - \$500 and Under	70		44	
0860	Theft - Retail	113		133	
0865	Theft - Delivery Container	0		0	
0870	Theft - Pocket Picking	0		0	
0880	Theft - Purse Snatching	0		2	
0890	Theft - From Building	0		0	
0895	Theft - Coin Operated Machine or Device	0		0	
	MOTOR VEHICLE THEFT		22		19
0910	Theft of Motor Vehicle	22		19	
	ARSON		2		1
1010	Arson - Criminal	0		1	
1025	Arson - Aggravated	1		0	
1310	Criminal Damage (By Fire Or Explosives)	1		0	
	HUMAN TRAFFICKING		0		0
1050	Commercial Sex Acts	0		0	
1055	Involuntary Servitude	0		0	
	GRAND TOTAL MONTH		474		462

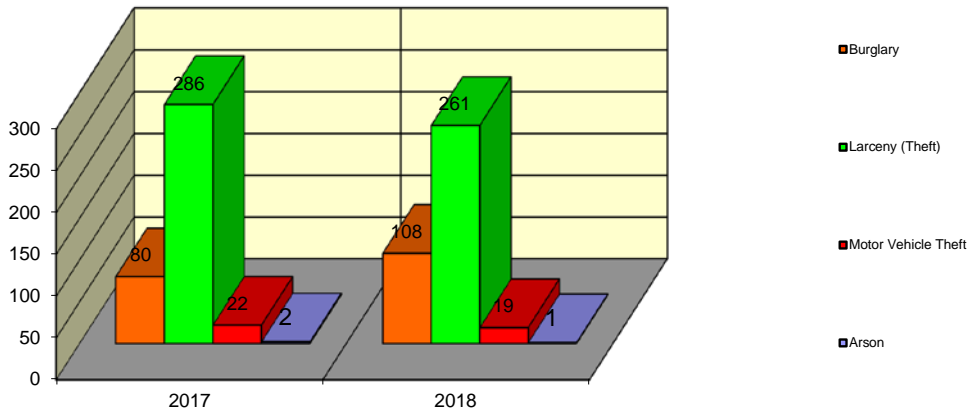
Springfield Police Department Part I Index Crimes - City Wide - Jan Comparison



Springfield Police Department Crimes Against Persons - City Wide - Jan Comparison



Springfield Police Department Crimes Against Property - City Wide - Jan Comparison



**CITY WIDE
PART I INDEX CRIMES BY OFFENSE HEADING
MONTHLY COMPARISON
JANUARY**

OFFENSE HEADING	2017	2018	CHANGE
Murder	0	1	1
Sexual Assault	10	7	-3
Robbery	17	16	-1
Agg Assault / Agg Battery	57	49	-8
Burglary	80	108	28
Theft (Larceny)	286	261	-25
Motor Vehicle Theft	22	19	-3
Arson	2	1	-1
Human Trafficking	0	0	0
GRAND TOTAL MONTH	474	462	-3%

A 3% decrease in offenses scored for all Part I Index Crimes City Wide during the month of January 2018.

A 13% decrease in offenses scored for all Crimes Against Persons City Wide during the month of January 2018.

No change in offenses scored for all Crimes Against Property City Wide during the month of January 2018.

CRIMES AGAINST PERSONS

OFFENSE HEADING	2017	2018
Murder	0	1
Sexual Assault	10	7
Robbery	17	16
Agg Assault / Agg Battery	57	49
Human Trafficking	0	0
TOTAL	84	73
TOTAL % CHANGE		-13%

CRIMES AGAINST PROPERTY

OFFENSE HEADING	2017	2018
Burglary	80	108
Theft (Larceny)	286	261
Motor Vehicle Theft	22	19
Arson	2	1
TOTAL	390	389
TOTAL % CHANGE		0%