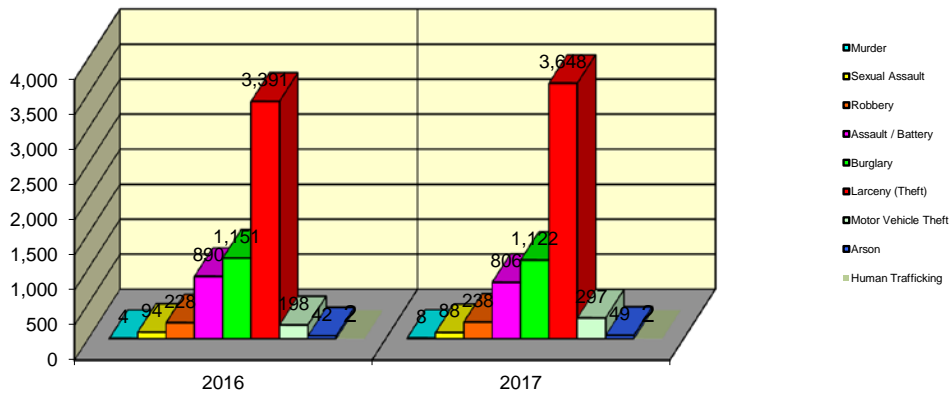


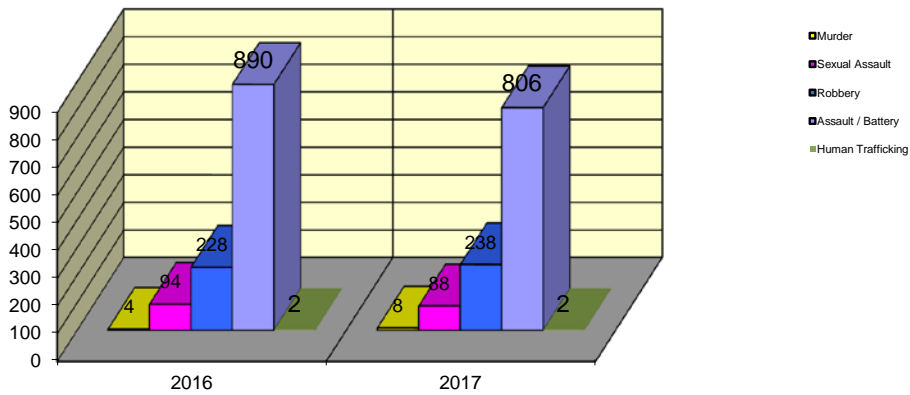
**CITY WIDE
PART I INDEX CRIMES BY OFFENSE HEADING
YEAR-TO-DATE COMPARISON
JANUARY - NOVEMBER (CORRECTED FINAL 01-08-19)**

UCR	OFFENSE HEADING	2016		2017	
	MURDER		4		8
0110	Homicide - First Degree	4		8	
0130	Homicide - Second Degree	0		0	
	SEXUAL ASSAULT		94		88
0260	Sexual Assault - Criminal	71		70	
0261	Sexual Assault - Aggravated	13		12	
0262	Sexual Assault - Forcible Sodomy	0		0	
0280	Pred Criminal Sexual Assault Of A Child	7		5	
0281	Sexual Assault - With an Object	3		1	
	ROBBERY		228		238
0310	Robbery - Armed	17		20	
0320	Robbery - Criminal	5		1	
0330	Robbery - Aggravated	3		9	
0310	Robbery to Person - Armed	104		90	
0320	Robbery to Person - Criminal	85		107	
0330	Robbery to Person - Aggravated	11		6	
0325	Vehicular Hijacking	2		4	
0326	Vehicular Hijacking - Aggravated	1		1	
	AGG ASSAULT / AGG BATTERY		890		806
0410	Attempted Murder	1		3	
0410	Battery - Aggravated	304		286	
0480	Battery - Heinous	0		0	
0485	Battery to Child - Aggravated	4		1	
0488	Aggravated Domestic Battery	248		161	
0490	Ritual Mutilation	0		0	
0495	Battery to Senior Citizen - Aggravated	4		3	
0510	Assault - Aggravated	329		352	
	BURGLARY		1,151		1,122
0610	Burglary - Commercial	109		124	
0610	Burglary - Non Residential	257		291	
0625	Burglary - Residential	763		677	
0650	Home Invasion	22		30	
	THEFT (LARCENY)		3,391		3,648
0710	Theft from Motor Vehicle	23		29	
0720	Theft - Parts/Access of Motor Vehicle	85		82	
0730	Burglary - Parts/Access of Motor Vehicle	17		3	
0760	Burglary from Motor Vehicle	705		981	
0770	Vehicular Invasion (W/Intent To Commit Theft)	5		5	
0810	Theft - Over \$500	449		379	
0820	Theft - \$500 and Under	854		853	
0860	Theft - Retail	1,226		1,310	
0865	Theft - Delivery Container	0		0	
0870	Theft - Pocket Picking	9		1	
0880	Theft - Purse Snatching	4		0	
0890	Theft - From Building	2		0	
0895	Theft - Coin Operated Machine or Device	12		5	
	MOTOR VEHICLE THEFT		198		297
0910	Theft of Motor Vehicle	198		297	
	ARSON		42		49
1010	Arson - Criminal	27		34	
1025	Arson - Aggravated	3		9	
1310	Criminal Damage (By Fire Or Explosives)	12		6	
	HUMAN TRAFFICKING		2		2
1050	Commercial Sex Acts	2		2	
1055	Involuntary Servitude	0		0	
	GRAND TOTAL YEAR TO DATE		6,000		6,258

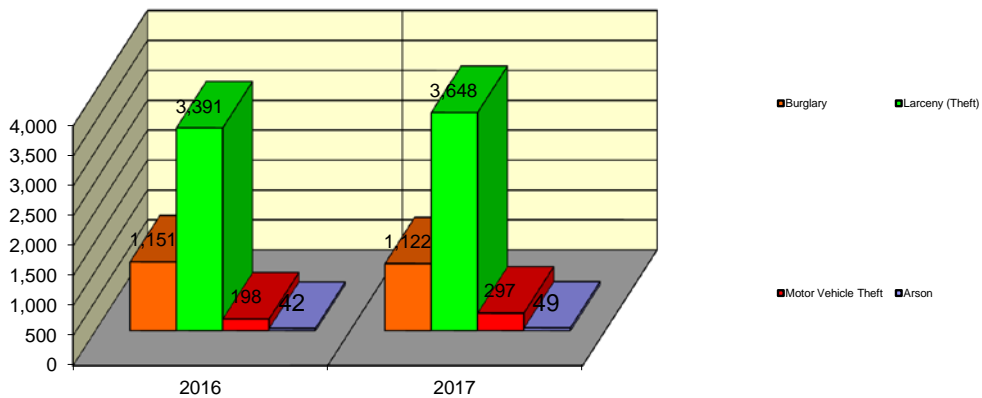
Springfield Police Department Part I Index Crimes - City Wide - Jan-Nov Comparison



Springfield Police Department Crimes Against Persons - City Wide - Jan-Nov Comparison



Springfield Police Department Crimes Against Property - City Wide - Jan-Nov Comparison



**CITY WIDE
PART I INDEX CRIMES BY OFFENSE HEADING
YEAR-TO-DATE COMPARISON
JANUARY - NOVEMBER (CORRECTED FINAL 01-08-19)**

OFFENSE HEADING	2016	2017	CHANGE
Murder	4	8	4
Sexual Assault	94	88	-6
Robbery	228	238	10
Agg Assault / Agg Battery	890	806	-84
Burglary	1151	1122	-29
Theft (Larceny)	3391	3648	257
Motor Vehicle Theft	198	297	99
Arson	42	49	7
Human Trafficking	2	2	0
GRAND TOTAL YTD	6,000	6,258	4%

A 4% increase in offenses scored for all Part I Index Crimes City Wide during the months of January - November 2017.

A 6% decrease in offenses scored for all Crimes Against Persons City Wide during the months of January - November 2017.

A 7% increase in offenses scored for all Crimes Against Property City Wide during the months of January - November 2017.

CRIMES AGAINST PERSONS

OFFENSE HEADING	2016	2017
Murder	4	8
Sexual Assault	94	88
Robbery	228	238
Agg Assault / Agg Battery	890	806
Human Trafficking	2	2
TOTAL	1,218	1,142
TOTAL % CHANGE		-6%

CRIMES AGAINST PROPERTY

OFFENSE HEADING	2016	2017
Burglary	1,151	1,122
Theft (Larceny)	3,391	3,648
Motor Vehicle Theft	198	297
Arson	42	49
TOTAL	4,782	5,116
TOTAL % CHANGE		7%