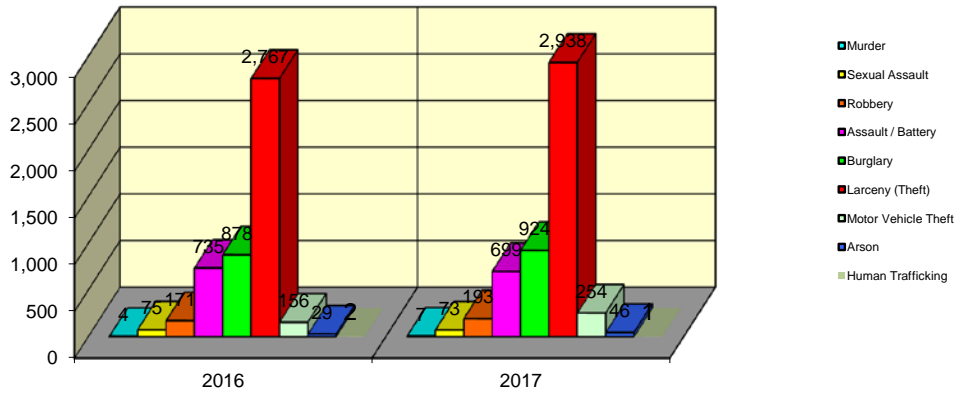


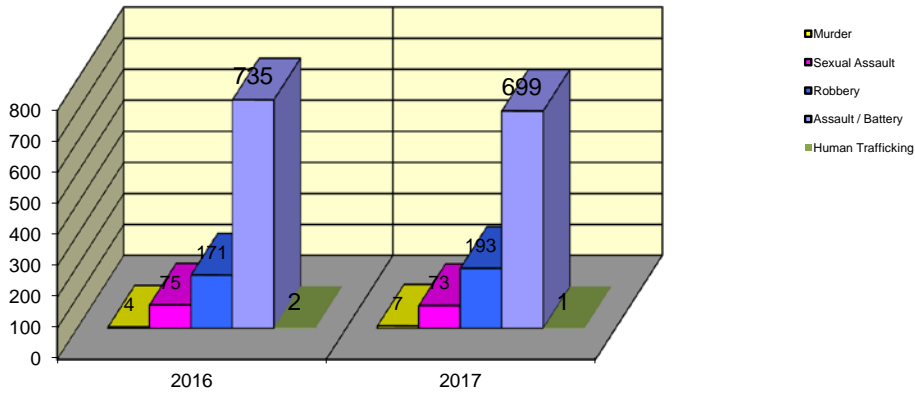
**CITY WIDE
PART I INDEX CRIMES BY OFFENSE HEADING
YEAR-TO-DATE COMPARISON
JANUARY - SEPTEMBER (CORRECTED FINAL 01-08-19)**

UCR	OFFENSE HEADING	2016		2017	
	MURDER		4		7
0110	Homicide - First Degree	4		7	
0130	Homicide - Second Degree	0		0	
	SEXUAL ASSAULT		75		73
0260	Sexual Assault - Criminal	54		61	
0261	Sexual Assault - Aggravated	12		7	
0262	Sexual Assault - Forcible Sodomy	0		0	
0280	Pred Criminal Sexual Assault Of A Child	7		4	
0281	Sexual Assault - With an Object	2		1	
	ROBBERY		171		193
0310	Robbery - Armed	11		17	
0320	Robbery - Criminal	3		1	
0330	Robbery - Aggravated	3		7	
0310	Robbery to Person - Armed	75		69	
0320	Robbery to Person - Criminal	68		91	
0330	Robbery to Person - Aggravated	9		5	
0325	Vehicle Hijacking	2		3	
0326	Vehicle Hijacking - Aggravated	0		0	
	AGG ASSAULT / AGG BATTERY		735		699
0410	Attempted Murder	1		3	
0410	Battery - Aggravated	251		247	
0480	Battery - Heinous	0		0	
0485	Battery to Child - Aggravated	4		1	
0488	Aggravated Domestic Battery	208		140	
0490	Ritual Mutilation	0		0	
0495	Battery to Senior Citizen - Aggravated	2		3	
0510	Assault - Aggravated	269		305	
	BURGLARY		878		924
0610	Burglary - Commercial	83		109	
0610	Burglary - Non Residential	208		245	
0625	Burglary - Residential	570		543	
0650	Home Invasion	17		27	
	THEFT (LARCENY)		2,767		2,938
0710	Theft from Motor Vehicle	22		24	
0720	Theft - Parts/Access of Motor Vehicle	64		65	
0730	Burglary - Parts/Access of Motor Vehicle	12		2	
0760	Burglary from Motor Vehicle	570		783	
0770	Vehicle Invasion (W/Intent To Commit Theft)	3		5	
0810	Theft - Over \$500	369		305	
0820	Theft - \$500 and Under	698		705	
0860	Theft - Retail	1,012		1,044	
0865	Theft - Delivery Container	0		0	
0870	Theft - Pocket Picking	7		1	
0880	Theft - Purse Snatching	2		0	
0890	Theft - From Building	1		0	
0895	Theft - Coin Operated Machine or Device	7		4	
	MOTOR VEHICLE THEFT		156		254
0910	Theft of Motor Vehicle	156		254	
	ARSON		29		46
1010	Arson - Criminal	19		31	
1025	Arson - Aggravated	3		9	
1310	Criminal Damage (By Fire Or Explosives)	7		6	
	HUMAN TRAFFICKING		2		1
1050	Commercial Sex Acts	2		1	
1055	Involuntary Servitude	0		0	
	GRAND TOTAL YEAR TO DATE		4,817		5,135

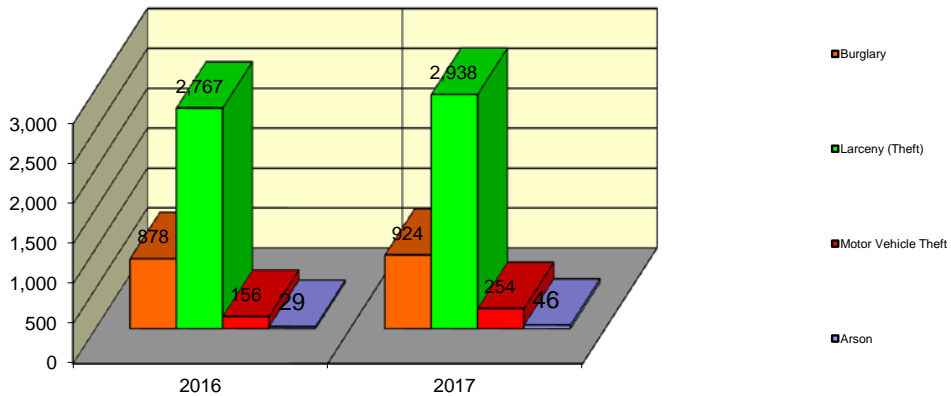
Springfield Police Department Part I Index Crimes - City Wide - Jan-Sep Comparison



Springfield Police Department Crimes Against Persons - City Wide - Jan-Sep Comparison



Springfield Police Department Crimes Against Property - City Wide - Jan-Sep Comparison



**CITY WIDE
PART I INDEX CRIMES BY OFFENSE HEADING
YEAR-TO-DATE COMPARISON
JANUARY - SEPTEMBER (CORRECTED FINAL 01-08-19)**

OFFENSE HEADING	2016	2017	CHANGE
Murder	4	7	3
Sexual Assault	75	73	-2
Robbery	171	193	22
Agg Assault / Agg Battery	735	699	-36
Burglary	878	924	46
Theft (Larceny)	2767	2938	171
Motor Vehicle Theft	156	254	98
Arson	29	46	17
Human Trafficking	2	1	-1
GRAND TOTAL YTD	4,817	5,135	7%

A 7% increase in offenses scored for all Part I Index Crimes City Wide during the months of January - September 2017.

A 1% decrease in offenses scored for all Crimes Against Persons City Wide during the months of January - September 2017.

A 9% increase in offenses scored for all Crimes Against Property City Wide during the months of January - September 2017.

CRIMES AGAINST PERSONS

OFFENSE HEADING	2016	2017
Murder	4	7
Sexual Assault	75	73
Robbery	171	193
Agg Assault / Agg Battery	735	699
Human Trafficking	2	1
TOTAL	987	973
TOTAL % CHANGE		-1%

CRIMES AGAINST PROPERTY

OFFENSE HEADING	2016	2017
Burglary	878	924
Theft (Larceny)	2,767	2,938
Motor Vehicle Theft	156	254
Arson	29	46
TOTAL	3,830	4,162
TOTAL % CHANGE		9%