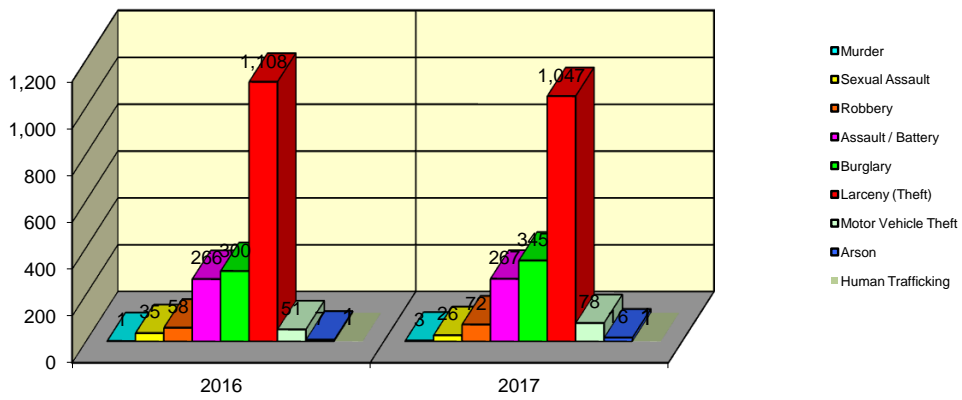


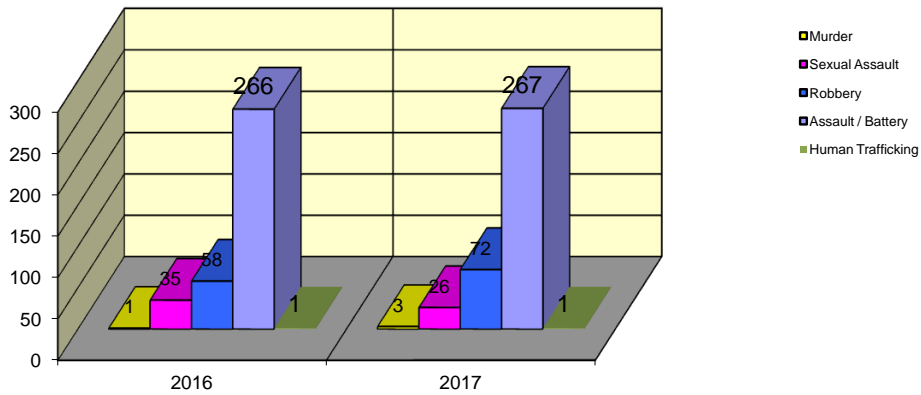
**CITY WIDE
PART I INDEX CRIMES BY OFFENSE HEADING
YEAR-TO-DATE COMPARISON
JANUARY - APRIL (FINAL 02-23-18)**

UCR	OFFENSE HEADING	2016		2017	
	MURDER		1		3
0110	Homicide - First Degree	1		3	
0130	Homicide - Second Degree	0		0	
	SEXUAL ASSAULT		35		26
0260	Sexual Assault - Criminal	23		22	
0261	Sexual Assault - Aggravated	7		3	
0262	Sexual Assault - Forcible Sodomy	0		0	
0280	Pred Criminal Sexual Assault Of A Child	3		1	
0281	Sexual Assault - With an Object	2		0	
	ROBBERY		58		72
0310	Robbery - Armed	5		8	
0320	Robbery - Criminal	2		1	
0330	Robbery - Aggravated	1		6	
0310	Robbery to Person - Armed	23		26	
0320	Robbery to Person - Criminal	24		27	
0330	Robbery to Person - Aggravated	1		2	
0325	Vehicular Hijacking	2		2	
0326	Vehicular Hijacking - Aggravated	0		0	
	AGG ASSAULT / AGG BATTERY		266		267
0410	Attempted Murder	1		3	
0410	Battery - Aggravated	75		96	
0480	Battery - Heinous	0		0	
0485	Battery to Child - Aggravated	1		1	
0488	Aggravated Domestic Battery	90		51	
0490	Ritual Mutilation	0		0	
0495	Battery to Senior Citizen - Aggravated	1		0	
0510	Assault - Aggravated	98		116	
	BURGLARY		300		345
0610	Burglary - Commercial	28		32	
0610	Burglary - Non Residential	68		78	
0625	Burglary - Residential	195		225	
0650	Home Invasion	9		10	
	THEFT (LARCENY)		1,108		1,047
0710	Theft from Motor Vehicle	16		8	
0720	Theft - Parts/Access of Motor Vehicle	29		29	
0730	Burglary - Parts/Access of Motor Vehicle	3		0	
0760	Burglary from Motor Vehicle	223		225	
0770	Vehicular Invasion (W/Intent To Commit Theft)	2		2	
0810	Theft - Over \$500	138		126	
0820	Theft - \$500 and Under	298		242	
0860	Theft - Retail	393		415	
0865	Theft - Delivery Container	0		0	
0870	Theft - Pocket Picking	2		0	
0880	Theft - Purse Snatching	0		0	
0890	Theft - From Building	1		0	
0895	Theft - Coin Operated Machine or Device	3		0	
	MOTOR VEHICLE THEFT		51		78
0910	Theft of Motor Vehicle	51		78	
	ARSON		7		16
1010	Arson - Criminal	5		11	
1025	Arson - Aggravated	2		4	
1310	Criminal Damage (By Fire Or Explosives)	0		1	
	HUMAN TRAFFICKING		1		1
1050	Commercial Sex Acts	1		1	
1055	Involuntary Servitude	0		0	
	GRAND TOTAL YEAR TO DATE		1,827		1,855

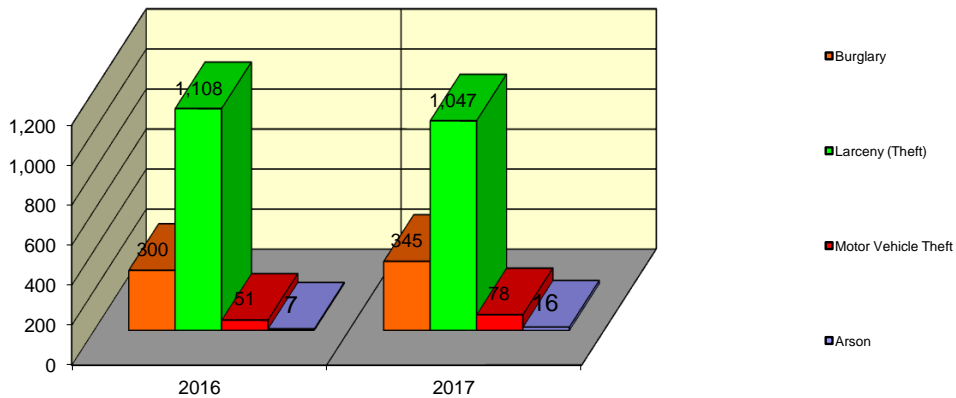
Springfield Police Department Part I Index Crimes - City Wide - Jan-Apr Comparison



Springfield Police Department Crimes Against Persons - City Wide - Jan-Apr Comparison



Springfield Police Department Crimes Against Property - City Wide - Jan-Apr Comparison



**CITY WIDE
PART I INDEX CRIMES BY OFFENSE HEADING
YEAR-TO-DATE COMPARISON
JANUARY - APRIL (FINAL 02-23-18)**

OFFENSE HEADING	2016	2017	CHANGE
Murder	1	3	2
Sexual Assault	35	26	-9
Robbery	58	72	14
Agg Assault / Agg Battery	266	267	1
Burglary	300	345	45
Theft (Larceny)	1108	1047	-61
Motor Vehicle Theft	51	78	27
Arson	7	16	9
Human Trafficking	1	1	0
GRAND TOTAL YTD	1,827	1,855	2%

A 2% increase in offenses scored for all Part I Index Crimes City Wide during the months of January - April 2017.

A 2% increase in offenses scored for all Crimes Against Persons City Wide during the months of January - April 2017.

A 1% increase in offenses scored for all Crimes Against Property City Wide during the months of January - April 2017.

CRIMES AGAINST PERSONS

OFFENSE HEADING	2016	2017
Murder	1	3
Sexual Assault	35	26
Robbery	58	72
Agg Assault / Agg Battery	266	267
Human Trafficking	1	1
TOTAL	361	369
TOTAL % CHANGE		2%

CRIMES AGAINST PROPERTY

OFFENSE HEADING	2016	2017
Burglary	300	345
Theft (Larceny)	1,108	1,047
Motor Vehicle Theft	51	78
Arson	7	16
TOTAL	1,466	1,486
TOTAL % CHANGE		1%