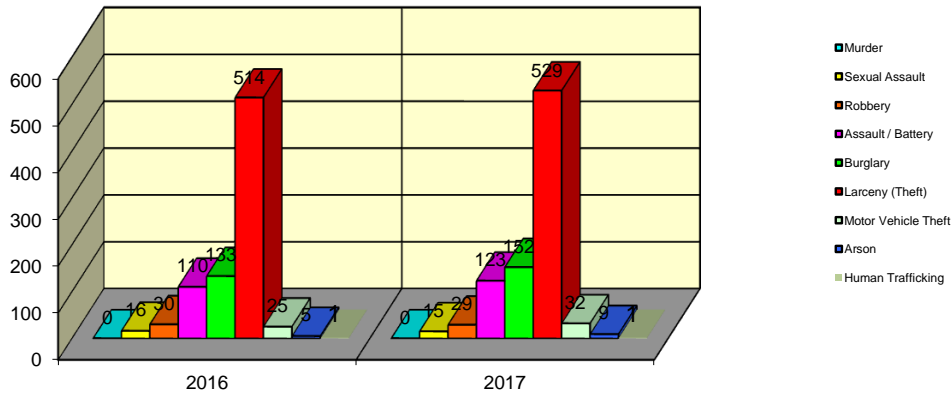


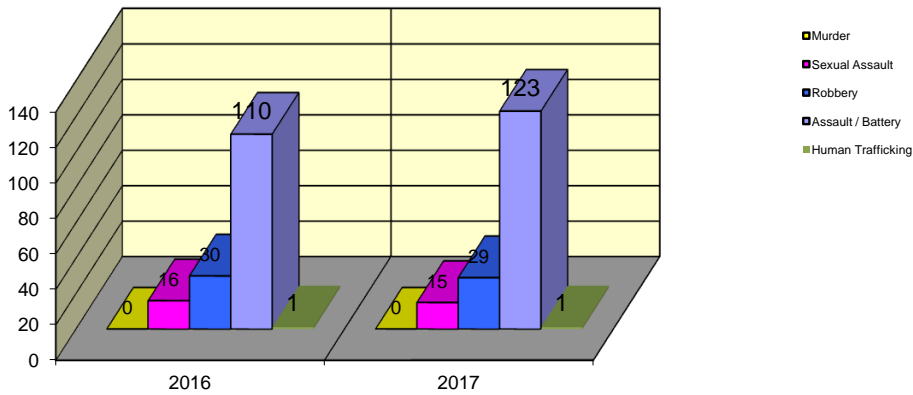
**CITY WIDE  
PART I INDEX CRIMES BY OFFENSE HEADING  
YEAR-TO-DATE COMPARISON  
JANUARY - FEBRUARY (FINAL 02-23-18)**

UCR	OFFENSE HEADING	2016		2017	
	<b>MURDER</b>		<b>0</b>		<b>0</b>
0110	Homicide - First Degree	0		0	
0130	Homicide - Second Degree	0		0	
	<b>SEXUAL ASSAULT</b>		<b>16</b>		<b>15</b>
0260	Sexual Assault - Criminal	12		13	
0261	Sexual Assault - Aggravated	3		2	
0262	Sexual Assault - Forcible Sodomy	0		0	
0280	Pred Criminal Sexual Assault Of A Child	1		0	
0281	Sexual Assault - With an Object	0		0	
	<b>ROBBERY</b>		<b>30</b>		<b>29</b>
0310	Robbery - Armed	2		6	
0320	Robbery - Criminal	0		0	
0330	Robbery - Aggravated	0		4	
0310	Robbery to Person - Armed	15		8	
0320	Robbery to Person - Criminal	12		8	
0330	Robbery to Person - Aggravated	0		1	
0325	Vehicular Hijacking	1		2	
0326	Vehicular Hijacking - Aggravated	0		0	
	<b>AGG ASSAULT / AGG BATTERY</b>		<b>110</b>		<b>123</b>
0410	Attempted Murder	0		3	
0410	Battery - Aggravated	30		45	
0480	Battery - Heinous	0		0	
0485	Battery to Child - Aggravated	0		1	
0488	Aggravated Domestic Battery	43		28	
0490	Ritual Mutilation	0		0	
0495	Battery to Senior Citizen - Aggravated	0		0	
0510	Assault - Aggravated	37		46	
	<b>BURGLARY</b>		<b>133</b>		<b>152</b>
0610	Burglary - Commercial	14		14	
0610	Burglary - Non Residential	25		44	
0625	Burglary - Residential	89		90	
0650	Home Invasion	5		4	
	<b>THEFT (LARCENY)</b>		<b>514</b>		<b>529</b>
0710	Theft from Motor Vehicle	10		3	
0720	Theft - Parts/Access of Motor Vehicle	13		12	
0730	Burglary - Parts/Access of Motor Vehicle	1		0	
0760	Burglary from Motor Vehicle	106		110	
0770	Vehicular Invasion (W/Intent To Commit Theft)	0		1	
0810	Theft - Over \$500	64		59	
0820	Theft - \$500 and Under	134		128	
0860	Theft - Retail	185		216	
0865	Theft - Delivery Container	0		0	
0870	Theft - Pocket Picking	0		0	
0880	Theft - Purse Snatching	0		0	
0890	Theft - From Building	0		0	
0895	Theft - Coin Operated Machine or Device	1		0	
	<b>MOTOR VEHICLE THEFT</b>		<b>25</b>		<b>32</b>
0910	Theft of Motor Vehicle	25		32	
	<b>ARSON</b>		<b>5</b>		<b>9</b>
1010	Arson - Criminal	3		5	
1025	Arson - Aggravated	2		3	
1310	Criminal Damage (By Fire Or Explosives)	0		1	
	<b>HUMAN TRAFFICKING</b>		<b>1</b>		<b>1</b>
1050	Commercial Sex Acts	1		1	
1055	Involuntary Servitude	0		0	
	<b>GRAND TOTAL YEAR TO DATE</b>		<b>834</b>		<b>890</b>

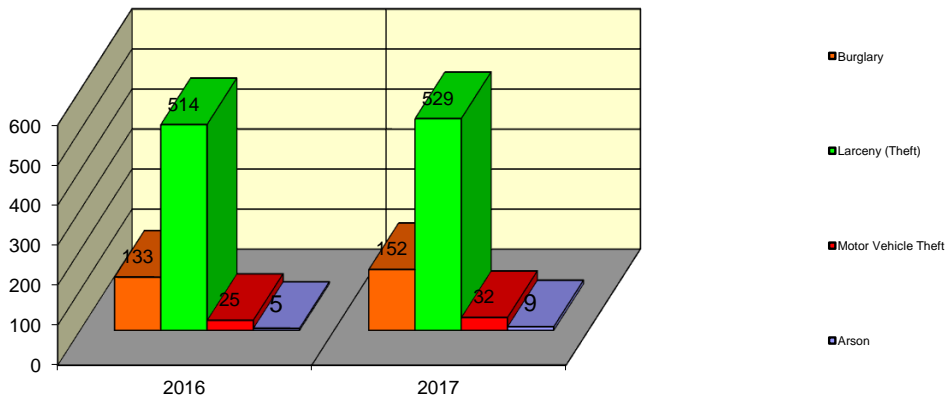
### Springfield Police Department Part I Index Crimes - City Wide - Jan-Feb Comparison



### Springfield Police Department Crimes Against Persons - City Wide - Jan-Feb Comparison



### Springfield Police Department Crimes Against Property - City Wide - Jan-Feb Comparison



**CITY WIDE  
PART I INDEX CRIMES BY OFFENSE HEADING  
YEAR-TO-DATE COMPARISON  
JANUARY - FEBRUARY (FINAL 02-23-18)**

OFFENSE HEADING	2016	2017	CHANGE
Murder	0	0	0
Sexual Assault	16	15	-1
Robbery	30	29	-1
Agg Assault / Agg Battery	110	123	13
Burglary	133	152	19
Theft (Larceny)	514	529	15
Motor Vehicle Theft	25	32	7
Arson	5	9	4
Human Trafficking	1	1	0
<b>GRAND TOTAL YTD</b>	<b>834</b>	<b>890</b>	<b>7%</b>

A 7% increase in offenses scored for all Part I Index Crimes City Wide during the months of January - February 2017.

A 7% increase in offenses scored for all Crimes Against Persons City Wide during the months of January - February 2017.

A 7% increase in offenses scored for all Crimes Against Property City Wide during the months of January - February 2017.

**CRIMES AGAINST PERSONS**

OFFENSE HEADING	2016	2017
Murder	0	0
Sexual Assault	16	15
Robbery	30	29
Agg Assault / Agg Battery	110	123
Human Trafficking	1	1
<b>TOTAL</b>	<b>157</b>	<b>168</b>
<b>TOTAL % CHANGE</b>		<b>7%</b>

**CRIMES AGAINST PROPERTY**

OFFENSE HEADING	2016	2017
Burglary	133	152
Theft (Larceny)	514	529
Motor Vehicle Theft	25	32
Arson	5	9
<b>TOTAL</b>	<b>677</b>	<b>722</b>
<b>TOTAL % CHANGE</b>		<b>7%</b>