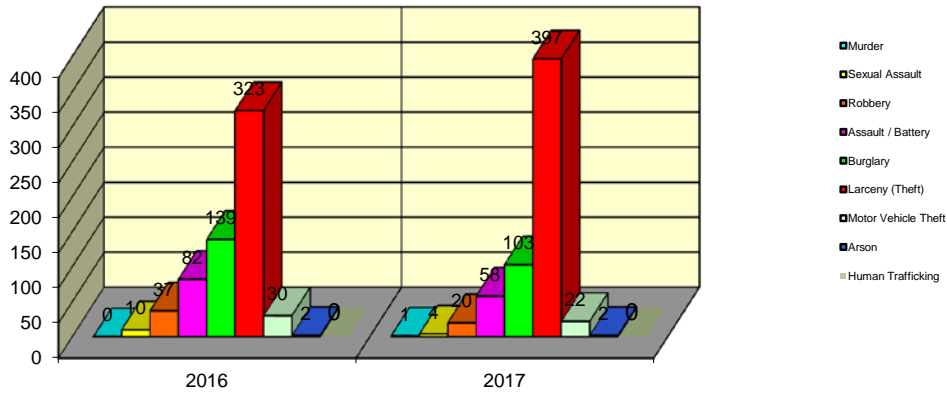


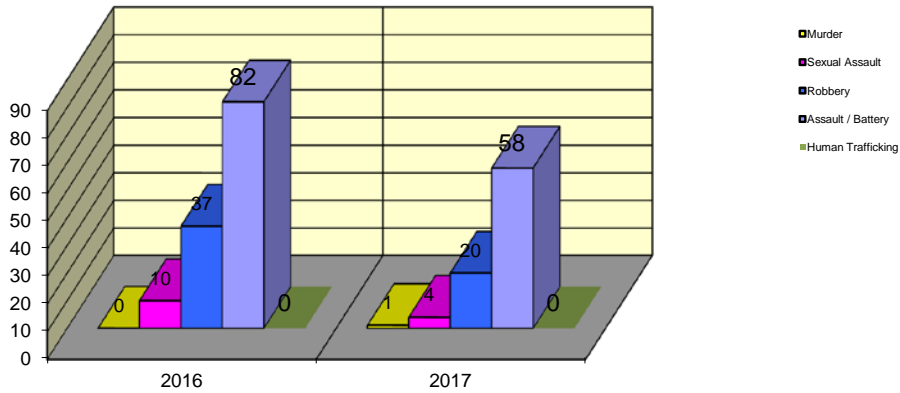
**CITY WIDE
PART I INDEX CRIMES BY OFFENSE HEADING
MONTHLY COMPARISON
OCTOBER (CORRECTED FINAL 01-08-19)**

UCR	OFFENSE HEADING	2016		2017	
	MURDER		0		1
0110	Homicide - First Degree	0		1	
0130	Homicide - Second Degree	0		0	
	SEXUAL ASSAULT		10		4
0260	Sexual Assault - Criminal	9		3	
0261	Sexual Assault - Aggravated	0		0	
0262	Sexual Assault - Forcible Sodomy	0		0	
0280	Pred Criminal Sexual Assault Of A Child	0		1	
0281	Sexual Assault - With an Object	1		0	
	ROBBERY		37		20
0310	Robbery - Armed	3		2	
0320	Robbery - Criminal	2		0	
0330	Robbery - Aggravated	0		1	
0310	Robbery to Person - Armed	24		8	
0320	Robbery to Person - Criminal	7		8	
0330	Robbery to Person - Aggravated	0		1	
0325	Vehicular Hijacking	0		0	
0326	Vehicular Hijacking - Aggravated	1		0	
	AGG ASSAULT / AGG BATTERY		82		58
0410	Attempted Murder	0		0	
0410	Battery - Aggravated	28		25	
0480	Battery - Heinous	0		0	
0485	Battery to Child - Aggravated	0		0	
0488	Aggravated Domestic Battery	18		12	
0490	Ritual Mutilation	0		0	
0495	Battery to Senior Citizen - Aggravated	0		0	
0510	Assault - Aggravated	36		21	
	BURGLARY		139		103
0610	Burglary - Commercial	11		8	
0610	Burglary - Non Residential	26		25	
0625	Burglary - Residential	100		69	
0650	Home Invasion	2		1	
	THEFT (LARCENY)		323		397
0710	Theft from Motor Vehicle	1		3	
0720	Theft - Parts/Access of Motor Vehicle	10		7	
0730	Burglary - Parts/Access of Motor Vehicle	4		1	
0760	Burglary from Motor Vehicle	66		125	
0770	Vehicular Invasion (W/Intent To Commit Theft)	0		0	
0810	Theft - Over \$500	43		40	
0820	Theft - \$500 and Under	88		84	
0860	Theft - Retail	106		136	
0865	Theft - Delivery Container	0		0	
0870	Theft - Pocket Picking	1		0	
0880	Theft - Purse Snatching	1		0	
0890	Theft - From Building	0		0	
0895	Theft - Coin Operated Machine or Device	3		1	
	MOTOR VEHICLE THEFT		30		22
0910	Theft of Motor Vehicle	30		22	
	ARSON		2		2
1010	Arson - Criminal	1		2	
1025	Arson - Aggravated	0		0	
1310	Criminal Damage (By Fire Or Explosives)	1		0	
	HUMAN TRAFFICKING		0		0
1050	Commercial Sex Acts	0		0	
1055	Involuntary Servitude	0		0	
	GRAND TOTAL MONTH		623		607

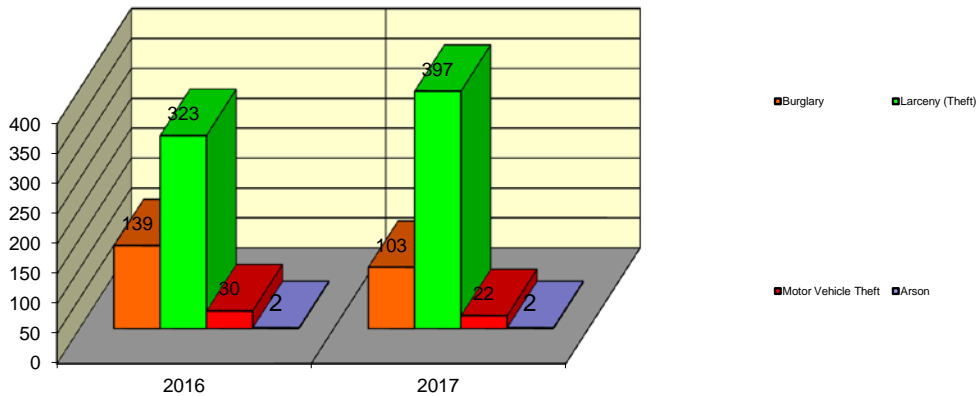
Springfield Police Department Part I Index Crimes - City Wide - Oct Comparison



Springfield Police Department Crimes Against Persons - City Wide - Oct Comparison



Springfield Police Department Crimes Against Property - City Wide - Oct Comparison



**CITY WIDE
PART I INDEX CRIMES BY OFFENSE HEADING
MONTHLY COMPARISON
OCTOBER (CORRECTED FINAL 01-08-19)**

OFFENSE HEADING	2016	2017	CHANGE
Murder	0	1	1
Sexual Assault	10	4	-6
Robbery	37	20	-17
Agg Assault / Agg Battery	82	58	-24
Burglary	139	103	-36
Theft (Larceny)	323	397	74
Motor Vehicle Theft	30	22	-8
Arson	2	2	0
Human Trafficking	0	0	0
GRAND TOTAL MONTH	623	607	-3%

A 3% decrease in offenses scored for all Part I Index Crimes City Wide during the month of October 2017.

A 36% decrease in offenses scored for all Crimes Against Persons City Wide during the month of October 2017.

A 6% increase in offenses scored for all Crimes Against Property City Wide during the month of October 2017.

CRIMES AGAINST PERSONS

OFFENSE HEADING	2016	2017
Murder	0	1
Sexual Assault	10	4
Robbery	37	20
Agg Assault / Agg Battery	82	58
Human Trafficking	0	0
TOTAL	129	83
TOTAL % CHANGE		-36%

CRIMES AGAINST PROPERTY

OFFENSE HEADING	2016	2017
Burglary	139	103
Theft (Larceny)	323	397
Motor Vehicle Theft	30	22
Arson	2	2
TOTAL	494	524
TOTAL % CHANGE		6%