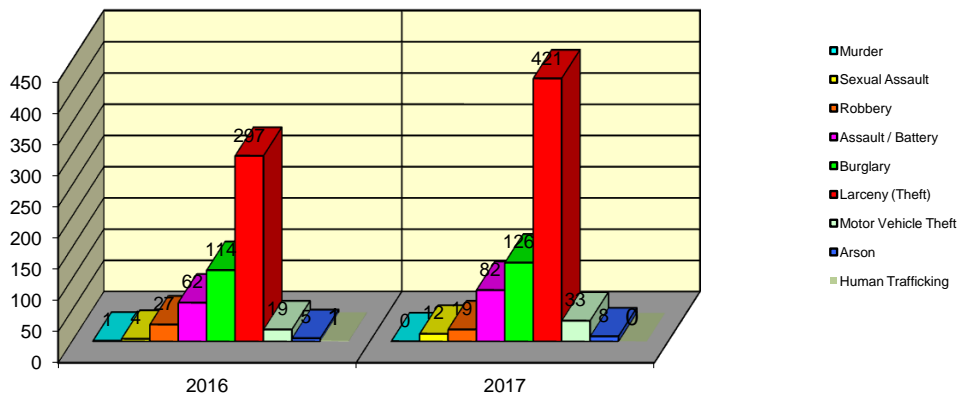


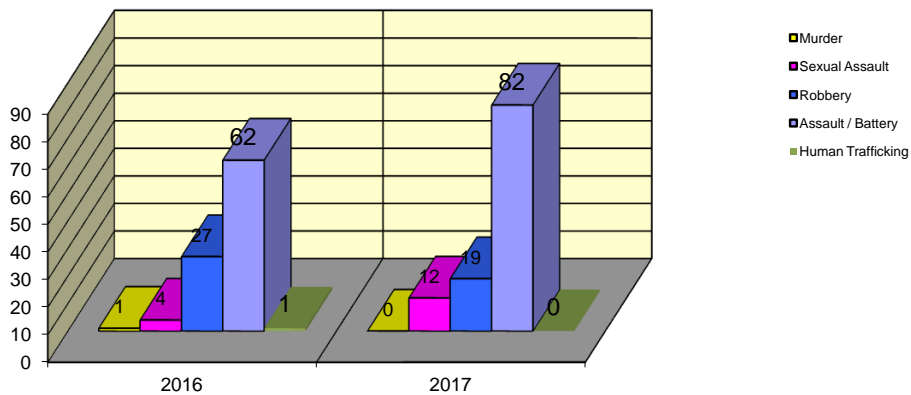
**CITY WIDE
PART I INDEX CRIMES BY OFFENSE HEADING
MONTHLY COMPARISON
SEPTEMBER (FINAL 02-26-18)**

UCR	OFFENSE HEADING	2016		2017	
	MURDER		1		0
0110	Homicide - First Degree	1		0	
0130	Homicide - Second Degree	0		0	
	SEXUAL ASSAULT		4		12
0260	Sexual Assault - Criminal	4		10	
0261	Sexual Assault - Aggravated	0		1	
0262	Sexual Assault - Forcible Sodomy	0		0	
0280	Pred Criminal Sexual Assault Of A Child	0		1	
0281	Sexual Assault - With an Object	0		0	
	ROBBERY		27		19
0310	Robbery - Armed	1		1	
0320	Robbery - Criminal	0		0	
0330	Robbery - Aggravated	1		0	
0310	Robbery to Person - Armed	11		8	
0320	Robbery to Person - Criminal	12		9	
0330	Robbery to Person - Aggravated	2		1	
0325	Vehicular Hijacking	0		0	
0326	Vehicular Hijacking - Aggravated	0		0	
	AGG ASSAULT / AGG BATTERY		62		82
0410	Attempted Murder	0		0	
0410	Battery - Aggravated	26		28	
0480	Battery - Heinous	0		0	
0485	Battery to Child - Aggravated	0		0	
0488	Aggravated Domestic Battery	17		16	
0490	Ritual Mutilation	0		0	
0495	Battery to Senior Citizen - Aggravated	0		0	
0510	Assault - Aggravated	19		38	
	BURGLARY		114		126
0610	Burglary - Commercial	20		18	
0610	Burglary - Non Residential	23		48	
0625	Burglary - Residential	70		59	
0650	Home Invasion	1		1	
	THEFT (LARCENY)		297		421
0710	Theft from Motor Vehicle	2		4	
0720	Theft - Parts/Access of Motor Vehicle	5		9	
0730	Burglary - Parts/Access of Motor Vehicle	1		0	
0760	Burglary from Motor Vehicle	45		118	
0770	Vehicular Invasion (W/Intent To Commit Theft)	0		0	
0810	Theft - Over \$500	50		37	
0820	Theft - \$500 and Under	74		107	
0860	Theft - Retail	116		146	
0865	Theft - Delivery Container	0		0	
0870	Theft - Pocket Picking	0		0	
0880	Theft - Purse Snatching	0		0	
0890	Theft - From Building	0		0	
0895	Theft - Coin Operated Machine or Device	4		0	
	MOTOR VEHICLE THEFT		19		33
0910	Theft of Motor Vehicle	19		33	
	ARSON		5		8
1010	Arson - Criminal	2		7	
1025	Arson - Aggravated	0		0	
1310	Criminal Damage (By Fire Or Explosives)	3		1	
	HUMAN TRAFFICKING		1		0
1050	Commercial Sex Acts	1		0	
1055	Involuntary Servitude	0		0	
	GRAND TOTAL MONTH		530		701

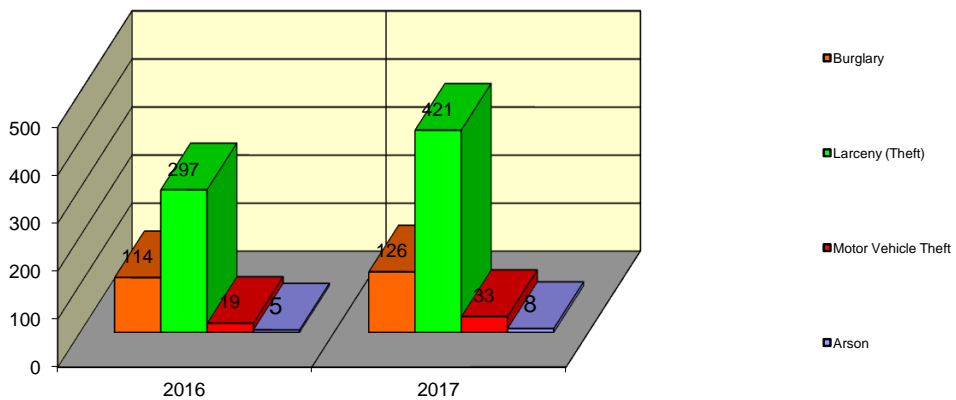
Springfield Police Department Part I Index Crimes - City Wide - Sept Comparison



Springfield Police Department Crimes Against Persons - City Wide - Sept Comparison



Springfield Police Department Crimes Against Property - City Wide - Sept Comparison



**CITY WIDE
PART I INDEX CRIMES BY OFFENSE HEADING
MONTHLY COMPARISON
SEPTEMBER (FINAL 02-26-18)**

OFFENSE HEADING	2016	2017	CHANGE
Murder	1	0	-1
Sexual Assault	4	12	8
Robbery	27	19	-8
Agg Assault / Agg Battery	62	82	20
Burglary	114	126	12
Theft (Larceny)	297	421	124
Motor Vehicle Theft	19	33	14
Arson	5	8	3
Human Trafficking	1	0	-1
GRAND TOTAL MONTH	530	701	32%

A 32% increase in offenses scored for all Part I Index Crimes City Wide during the month of September 2017.

A 19% increase in offenses scored for all Crimes Against Persons City Wide during the month of September 2017.

A 35% increase in offenses scored for all Crimes Against Property City Wide during the month of September 2017.

CRIMES AGAINST PERSONS

OFFENSE HEADING	2016	2017
Murder	1	0
Sexual Assault	4	12
Robbery	27	19
Agg Assault / Agg Battery	62	82
Human Trafficking	1	0
TOTAL	95	113
TOTAL % CHANGE		19%

CRIMES AGAINST PROPERTY

OFFENSE HEADING	2016	2017
Burglary	114	126
Theft (Larceny)	297	421
Motor Vehicle Theft	19	33
Arson	5	8
TOTAL	435	588
TOTAL % CHANGE		35%