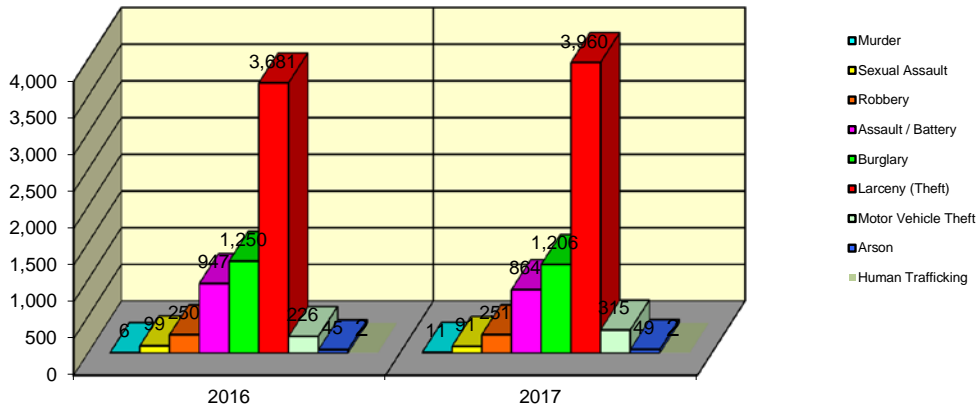


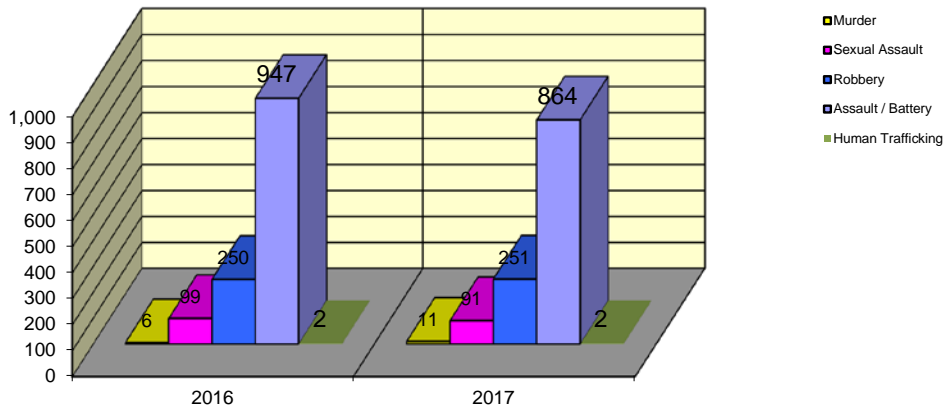
**CITY WIDE  
PART I INDEX CRIMES BY OFFENSE HEADING  
YEAR-TO-DATE COMPARISON  
JANUARY - DECEMBER**

UCR	OFFENSE HEADING	2016		2017	
	<b>MURDER</b>		<b>6</b>		<b>11</b>
0110	Homicide - First Degree	6		11	
0130	Homicide - Second Degree	0		0	
	<b>SEXUAL ASSAULT</b>		<b>99</b>		<b>91</b>
0260	Sexual Assault - Criminal	74		74	
0261	Sexual Assault - Aggravated	13		12	
0262	Sexual Assault - Forcible Sodomy	0		0	
0280	Pred Criminal Sexual Assault Of A Child	9		4	
0281	Sexual Assault - With an Object	3		1	
	<b>ROBBERY</b>		<b>250</b>		<b>251</b>
0310	Robbery - Armed	22		21	
0320	Robbery - Criminal	6		1	
0330	Robbery - Aggravated	5		9	
0310	Robbery to Person - Armed	112		96	
0320	Robbery to Person - Criminal	90		112	
0330	Robbery to Person - Aggravated	12		7	
0325	Vehicular Hijacking	2		4	
0326	Vehicular Hijacking - Aggravated	1		1	
	<b>AGG ASSAULT / AGG BATTERY</b>		<b>947</b>		<b>864</b>
0410	Attempted Murder	1		3	
0410	Battery - Aggravated	321		301	
0480	Battery - Heinous	0		0	
0485	Battery to Child - Aggravated	4		1	
0488	Aggravated Domestic Battery	274		173	
0490	Ritual Mutilation	0		0	
0495	Battery to Senior Citizen - Aggravated	4		3	
0510	Assault - Aggravated	343		383	
	<b>BURGLARY</b>		<b>1,250</b>		<b>1,206</b>
0610	Burglary - Commercial	119		127	
0610	Burglary - Non Residential	264		304	
0625	Burglary - Residential	844		742	
0650	Home Invasion	23		33	
	<b>THEFT (LARCENY)</b>		<b>3,681</b>		<b>3,960</b>
0710	Theft from Motor Vehicle	24		29	
0720	Theft - Parts/Access of Motor Vehicle	90		86	
0730	Burglary - Parts/Access of Motor Vehicle	18		3	
0760	Burglary from Motor Vehicle	761		1,046	
0770	Vehicular Invasion (W/Intent To Commit Theft)	5		5	
0810	Theft - Over \$500	475		409	
0820	Theft - \$500 and Under	915		921	
0860	Theft - Retail	1,366		1,455	
0865	Theft - Delivery Container	0		0	
0870	Theft - Pocket Picking	9		1	
0880	Theft - Purse Snatching	4		0	
0890	Theft - From Building	2		0	
0895	Theft - Coin Operated Machine or Device	12		5	
	<b>MOTOR VEHICLE THEFT</b>		<b>226</b>		<b>315</b>
0910	Theft of Motor Vehicle	226		315	
	<b>ARSON</b>		<b>45</b>		<b>49</b>
1010	Arson - Criminal	29		34	
1025	Arson - Aggravated	4		9	
1310	Criminal Damage (By Fire Or Explosives)	12		6	
	<b>HUMAN TRAFFICKING</b>		<b>2</b>		<b>2</b>
1050	Commercial Sex Acts	2		2	
1055	Involuntary Servitude	0		0	
	<b>GRAND TOTAL YEAR TO DATE</b>		<b>6,506</b>		<b>6,749</b>

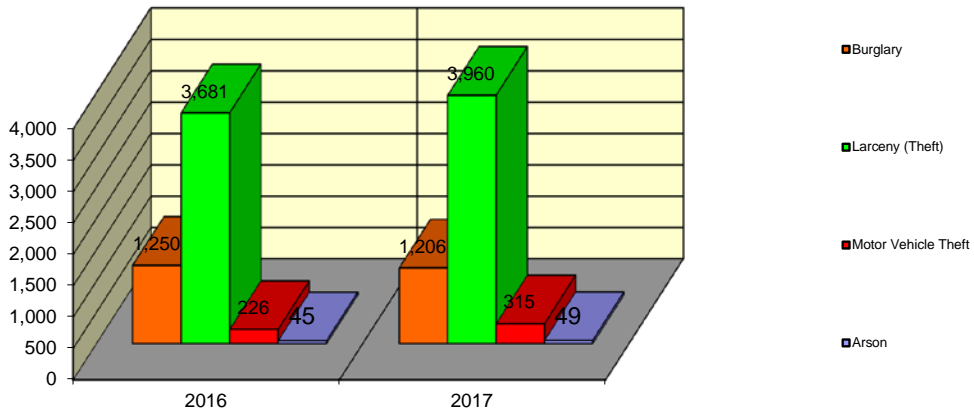
### Springfield Police Department Part I Index Crimes - City Wide - Jan-Dec Comparison



### Springfield Police Department Crimes Against Persons - City Wide - Jan-Dec Comparison



### Springfield Police Department Crimes Against Property - City Wide - Jan-Dec Comparison



**CITY WIDE  
PART I INDEX CRIMES BY OFFENSE HEADING  
YEAR-TO-DATE COMPARISON  
JANUARY - DECEMBER**

OFFENSE HEADING	2016	2017	CHANGE
Murder	6	11	5
Sexual Assault	99	91	-8
Robbery	250	251	1
Agg Assault / Agg Battery	947	864	-83
Burglary	1250	1206	-44
Theft (Larceny)	3681	3960	279
Motor Vehicle Theft	226	315	89
Arson	45	49	4
Human Trafficking	2	2	0
<b>GRAND TOTAL YTD</b>	<b>6,506</b>	<b>6,749</b>	<b>4%</b>

A 4% increase in offenses scored for all Part I Index Crimes City Wide during the months of January - December 2017.

A 7% decrease in offenses scored for all Crimes Against Persons City Wide during the months of January - December 2017.

A 6% increase in offenses scored for all Crimes Against Property City Wide during the months of January - December 2017.

**CRIMES AGAINST PERSONS**

OFFENSE HEADING	2016	2017
Murder	6	11
Sexual Assault	99	91
Robbery	250	251
Agg Assault / Agg Battery	947	864
Human Trafficking	2	2
<b>TOTAL</b>	<b>1,304</b>	<b>1,219</b>
<b>TOTAL % CHANGE</b>		<b>-7%</b>

**CRIMES AGAINST PROPERTY**

OFFENSE HEADING	2016	2017
Burglary	1,250	1,206
Theft (Larceny)	3,681	3,960
Motor Vehicle Theft	226	315
Arson	45	49
<b>TOTAL</b>	<b>5,202</b>	<b>5,530</b>
<b>TOTAL % CHANGE</b>		<b>6%</b>