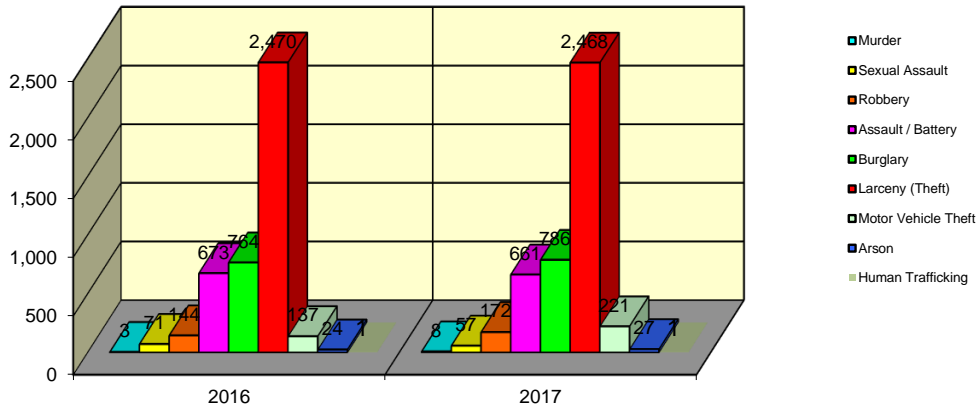


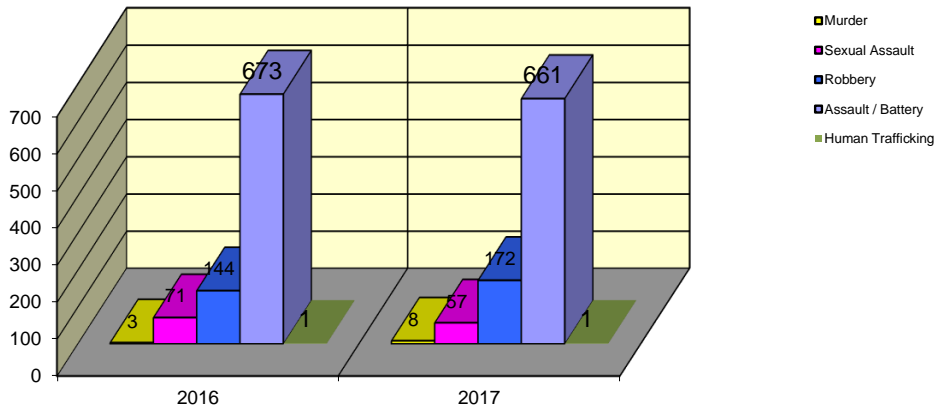
**CITY WIDE
PART I INDEX CRIMES BY OFFENSE HEADING
YEAR-TO-DATE COMPARISON
JANUARY - AUGUST**

UCR	OFFENSE HEADING	2016		2017	
	MURDER		3		8
0110	Homicide - First Degree	3		8	
0130	Homicide - Second Degree	0		0	
	SEXUAL ASSAULT		71		57
0260	Sexual Assault - Criminal	50		48	
0261	Sexual Assault - Aggravated	12		5	
0262	Sexual Assault - Forcible Sodomy	0		0	
0280	Pred Criminal Sexual Assault Of A Child	7		3	
0281	Sexual Assault - With an Object	2		1	
	ROBBERY		144		172
0310	Robbery - Armed	10		16	
0320	Robbery - Criminal	3		1	
0330	Robbery - Aggravated	2		7	
0310	Robbery to Person - Armed	64		61	
0320	Robbery to Person - Criminal	56		80	
0330	Robbery to Person - Aggravated	7		4	
0325	Vehicular Hijacking	2		3	
0326	Vehicular Hijacking - Aggravated	0		0	
	AGG ASSAULT / AGG BATTERY		673		661
0410	Attempted Murder	1		3	
0410	Battery - Aggravated	225		220	
0480	Battery - Heinous	0		0	
0485	Battery to Child - Aggravated	4		0	
0488	Aggravated Domestic Battery	191		169	
0490	Ritual Mutilation	0		0	
0495	Battery to Senior Citizen - Aggravated	2		3	
0510	Assault - Aggravated	250		266	
	BURGLARY		764		786
0610	Burglary - Commercial	63		91	
0610	Burglary - Non Residential	185		190	
0625	Burglary - Residential	500		480	
0650	Home Invasion	16		25	
	THEFT (LARCENY)		2,470		2,468
0710	Theft from Motor Vehicle	20		20	
0720	Theft - Parts/Access of Motor Vehicle	59		55	
0730	Burglary - Parts/Access of Motor Vehicle	11		2	
0760	Burglary from Motor Vehicle	525		663	
0770	Vehicular Invasion (W/Intent To Commit Theft)	3		5	
0810	Theft - Over \$500	319		241	
0820	Theft - \$500 and Under	624		582	
0860	Theft - Retail	896		895	
0865	Theft - Delivery Container	0		0	
0870	Theft - Pocket Picking	7		1	
0880	Theft - Purse Snatching	2		0	
0890	Theft - From Building	1		0	
0895	Theft - Coin Operated Machine or Device	3		4	
	MOTOR VEHICLE THEFT		137		221
0910	Theft of Motor Vehicle	137		221	
	ARSON		24		27
1010	Arson - Criminal	17		14	
1025	Arson - Aggravated	3		8	
1310	Criminal Damage (By Fire Or Explosives)	4		5	
	HUMAN TRAFFICKING		1		1
1050	Commercial Sex Acts	1		1	
1055	Involuntary Servitude	0		0	
	GRAND TOTAL YEAR TO DATE		4,287		4,401

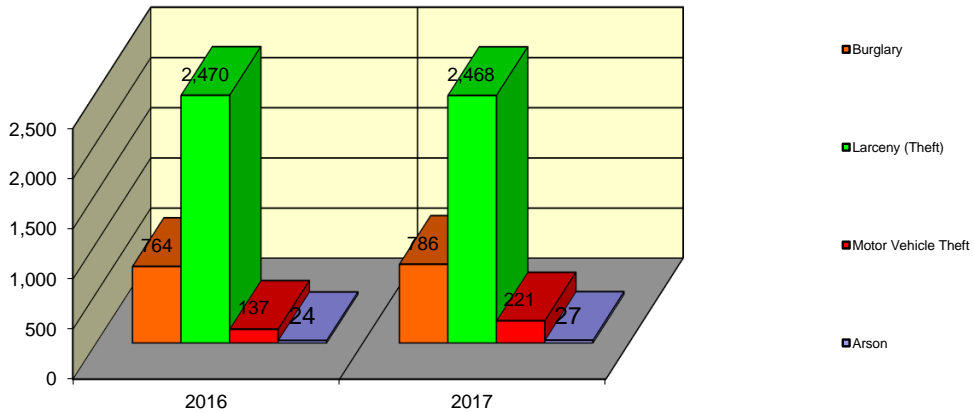
Springfield Police Department Part I Index Crimes - City Wide - Jan-Aug Comparison



Springfield Police Department Crimes Against Persons - City Wide - Jan-Aug Comparison



Springfield Police Department Crimes Against Property - City Wide - Jan-Aug Comparison



**CITY WIDE
PART I INDEX CRIMES BY OFFENSE HEADING
YEAR-TO-DATE COMPARISON
JANUARY - AUGUST**

OFFENSE HEADING	2016	2017	CHANGE
Murder	3	8	5
Sexual Assault	71	57	-14
Robbery	144	172	28
Agg Assault / Agg Battery	673	661	-12
Burglary	764	786	22
Theft (Larceny)	2470	2468	-2
Motor Vehicle Theft	137	221	84
Arson	24	27	3
Human Trafficking	1	1	0
GRAND TOTAL YTD	4,287	4,401	3%

A 3% increase in offenses scored for all Part I Index Crimes City Wide during the months of January - August 2017.

A 1% increase in offenses scored for all Crimes Against Persons City Wide during the months of January - August 2017.

A 3% increase in offenses scored for all Crimes Against Property City Wide during the months of January - August 2017.

CRIMES AGAINST PERSONS

OFFENSE HEADING	2016	2017
Murder	3	8
Sexual Assault	71	57
Robbery	144	172
Agg Assault / Agg Battery	673	661
Human Trafficking	1	1
TOTAL	892	899
TOTAL % CHANGE		1%

CRIMES AGAINST PROPERTY

OFFENSE HEADING	2016	2017
Burglary	764	786
Theft (Larceny)	2,470	2,468
Motor Vehicle Theft	137	221
Arson	24	27
TOTAL	3,395	3,502
TOTAL % CHANGE		3%