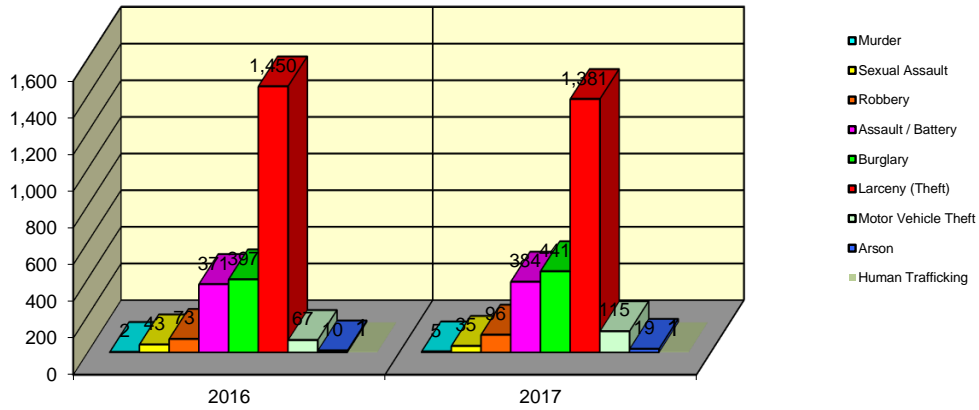


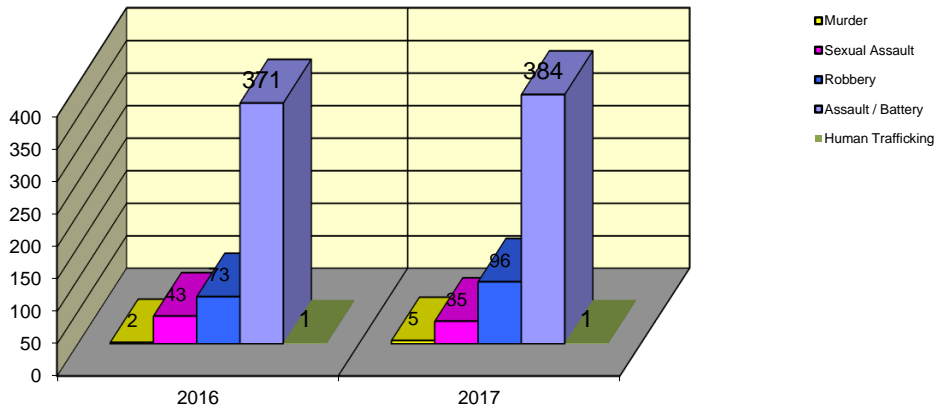
**CITY WIDE
PART I INDEX CRIMES BY OFFENSE HEADING
YEAR-TO-DATE COMPARISON
JANUARY - MAY**

UCR	OFFENSE HEADING	2016		2017	
	MURDER		2		5
0110	Homicide - First Degree	2		5	
0130	Homicide - Second Degree	0		0	
	SEXUAL ASSAULT		43		35
0260	Sexual Assault - Criminal	30		29	
0261	Sexual Assault - Aggravated	8		4	
0262	Sexual Assault - Forcible Sodomy	0		0	
0280	Pred Criminal Sexual Assault Of A Child	3		2	
0281	Sexual Assault - With an Object	2		0	
	ROBBERY		73		96
0310	Robbery - Armed	5		9	
0320	Robbery - Criminal	2		1	
0330	Robbery - Aggravated	1		6	
0310	Robbery to Person - Armed	29		37	
0320	Robbery to Person - Criminal	31		38	
0330	Robbery to Person - Aggravated	3		2	
0325	Vehicular Hijacking	2		3	
0326	Vehicular Hijacking - Aggravated	0		0	
	AGG ASSAULT / AGG BATTERY		371		384
0410	Attempted Murder	1		3	
0410	Battery - Aggravated	117		135	
0480	Battery - Heinous	0		0	
0485	Battery to Child - Aggravated	1		0	
0488	Aggravated Domestic Battery	117		98	
0490	Ritual Mutilation	0		0	
0495	Battery to Senior Citizen - Aggravated	2		1	
0510	Assault - Aggravated	133		147	
	BURGLARY		397		441
0610	Burglary - Commercial	36		40	
0610	Burglary - Non Residential	96		94	
0625	Burglary - Residential	254		294	
0650	Home Invasion	11		13	
	THEFT (LARCENY)		1,450		1,381
0710	Theft from Motor Vehicle	17		9	
0720	Theft - Parts/Access of Motor Vehicle	36		35	
0730	Burglary - Parts/Access of Motor Vehicle	4		0	
0760	Burglary from Motor Vehicle	284		348	
0770	Vehicular Invasion (W/Intent To Commit Theft)	2		2	
0810	Theft - Over \$500	182		136	
0820	Theft - \$500 and Under	375		322	
0860	Theft - Retail	541		529	
0865	Theft - Delivery Container	0		0	
0870	Theft - Pocket Picking	5		0	
0880	Theft - Purse Snatching	0		0	
0890	Theft - From Building	1		0	
0895	Theft - Coin Operated Machine or Device	3		0	
	MOTOR VEHICLE THEFT		67		115
0910	Theft of Motor Vehicle	67		115	
	ARSON		10		19
1010	Arson - Criminal	7		10	
1025	Arson - Aggravated	3		7	
1310	Criminal Damage (By Fire Or Explosives)	0		2	
	HUMAN TRAFFICKING		1		1
1050	Commercial Sex Acts	1		1	
1055	Involuntary Servitude	0		0	
	GRAND TOTAL YEAR TO DATE		2,414		2,477

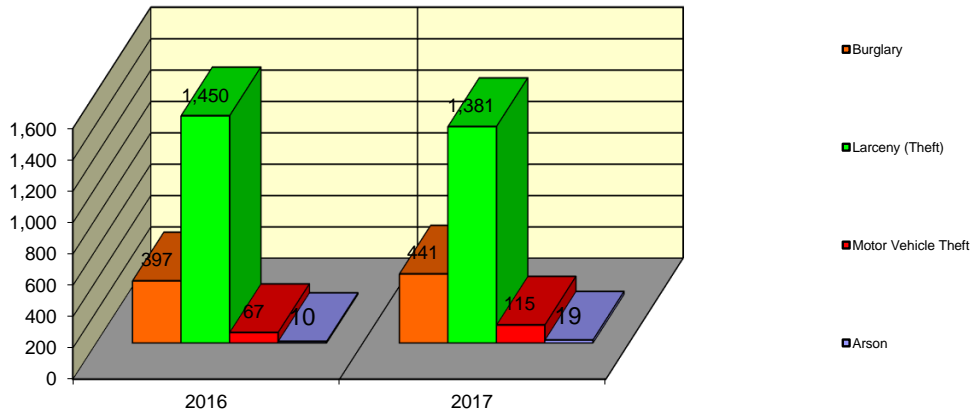
Springfield Police Department Part I Index Crimes - City Wide - Jan-May Comparison



Springfield Police Department Crimes Against Persons - City Wide - Jan-May Comparison



Springfield Police Department Crimes Against Property - City Wide - Jan-May Comparison



**CITY WIDE
PART I INDEX CRIMES BY OFFENSE HEADING
YEAR-TO-DATE COMPARISON
JANUARY - MAY**

OFFENSE HEADING	2016	2017	CHANGE
Murder	2	5	3
Sexual Assault	43	35	-8
Robbery	73	96	23
Agg Assault / Agg Battery	371	384	13
Burglary	397	441	44
Theft (Larceny)	1450	1381	-69
Motor Vehicle Theft	67	115	48
Arson	10	19	9
Human Trafficking	1	1	0
GRAND TOTAL YTD	2,414	2,477	3%

A 3% increase in offenses scored for all Part I Index Crimes City Wide during the months of January - May 2017.

A 6% increase in offenses scored for all Crimes Against Persons City Wide during the months of January - May 2017.

A 2% decrease in offenses scored for all Crimes Against Property City Wide during the months of January - May 2017

CRIMES AGAINST PERSONS

OFFENSE HEADING	2016	2017
Murder	2	5
Sexual Assault	43	35
Robbery	73	96
Agg Assault / Agg Battery	371	384
Human Trafficking	1	1
TOTAL	490	521
TOTAL % CHANGE		6%

CRIMES AGAINST PROPERTY

OFFENSE HEADING	2016	2017
Burglary	397	441
Theft (Larceny)	1,450	1,381
Motor Vehicle Theft	67	115
Arson	10	19
TOTAL	1,924	1,956
TOTAL % CHANGE		2%