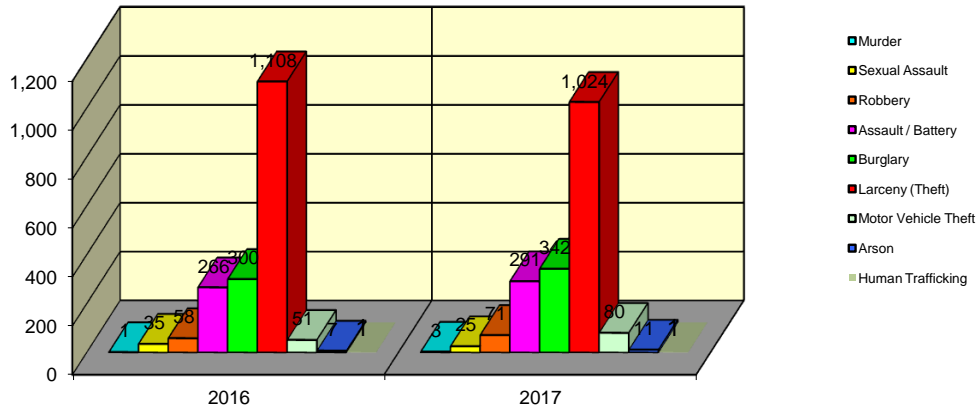


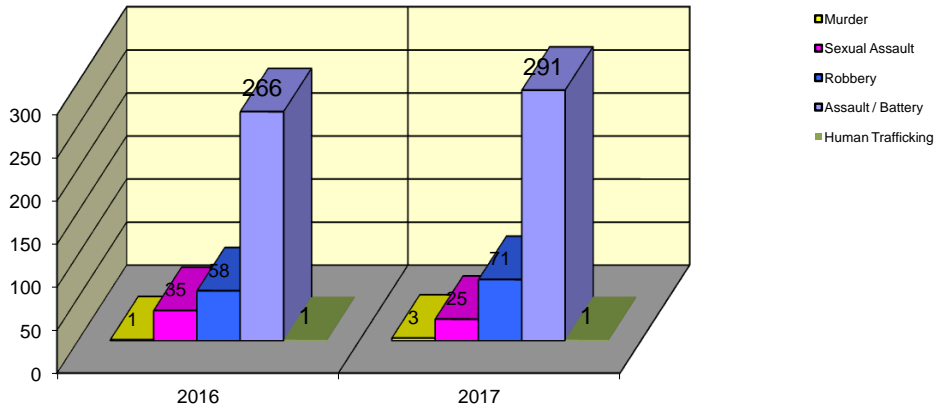
**CITY WIDE
PART I INDEX CRIMES BY OFFENSE HEADING
YEAR-TO-DATE COMPARISON
JANUARY - APRIL**

| UCR | OFFENSE HEADING | 2016 | | 2017 | |
|------|---|------|--------------|------|--------------|
| | MURDER | | 1 | | 3 |
| 0110 | Homicide - First Degree | 1 | | 3 | |
| 0130 | Homicide - Second Degree | 0 | | 0 | |
| | SEXUAL ASSAULT | | 35 | | 25 |
| 0260 | Sexual Assault - Criminal | 23 | | 21 | |
| 0261 | Sexual Assault - Aggravated | 7 | | 3 | |
| 0262 | Sexual Assault - Forcible Sodomy | 0 | | 0 | |
| 0280 | Pred Criminal Sexual Assault Of A Child | 3 | | 1 | |
| 0281 | Sexual Assault - With an Object | 2 | | 0 | |
| | ROBBERY | | 58 | | 71 |
| 0310 | Robbery - Armed | 5 | | 8 | |
| 0320 | Robbery - Criminal | 2 | | 1 | |
| 0330 | Robbery - Aggravated | 1 | | 6 | |
| 0310 | Robbery to Person - Armed | 23 | | 26 | |
| 0320 | Robbery to Person - Criminal | 24 | | 26 | |
| 0330 | Robbery to Person - Aggravated | 1 | | 2 | |
| 0325 | Vehicular Hijacking | 2 | | 2 | |
| 0326 | Vehicular Hijacking - Aggravated | 0 | | 0 | |
| | AGG ASSAULT / AGG BATTERY | | 266 | | 291 |
| 0410 | Attempted Murder | 1 | | 3 | |
| 0410 | Battery - Aggravated | 75 | | 96 | |
| 0480 | Battery - Heinous | 0 | | 0 | |
| 0485 | Battery to Child - Aggravated | 1 | | 0 | |
| 0488 | Aggravated Domestic Battery | 90 | | 77 | |
| 0490 | Ritual Mutilation | 0 | | 0 | |
| 0495 | Battery to Senior Citizen - Aggravated | 1 | | 0 | |
| 0510 | Assault - Aggravated | 98 | | 115 | |
| | BURGLARY | | 300 | | 342 |
| 0610 | Burglary - Commercial | 28 | | 32 | |
| 0610 | Burglary - Non Residential | 68 | | 76 | |
| 0625 | Burglary - Residential | 195 | | 224 | |
| 0650 | Home Invasion | 9 | | 10 | |
| | THEFT (LARCENY) | | 1,108 | | 1,024 |
| 0710 | Theft from Motor Vehicle | 16 | | 8 | |
| 0720 | Theft - Parts/Access of Motor Vehicle | 29 | | 29 | |
| 0730 | Burglary - Parts/Access of Motor Vehicle | 3 | | 0 | |
| 0760 | Burglary from Motor Vehicle | 223 | | 226 | |
| 0770 | Vehicular Invasion (W/Intent To Commit Theft) | 2 | | 2 | |
| 0810 | Theft - Over \$500 | 138 | | 109 | |
| 0820 | Theft - \$500 and Under | 298 | | 236 | |
| 0860 | Theft - Retail | 393 | | 414 | |
| 0865 | Theft - Delivery Container | 0 | | 0 | |
| 0870 | Theft - Pocket Picking | 2 | | 0 | |
| 0880 | Theft - Purse Snatching | 0 | | 0 | |
| 0890 | Theft - From Building | 1 | | 0 | |
| 0895 | Theft - Coin Operated Machine or Device | 3 | | 0 | |
| | MOTOR VEHICLE THEFT | | 51 | | 80 |
| 0910 | Theft of Motor Vehicle | 51 | | 80 | |
| | ARSON | | 7 | | 11 |
| 1010 | Arson - Criminal | 5 | | 7 | |
| 1025 | Arson - Aggravated | 2 | | 3 | |
| 1310 | Criminal Damage (By Fire Or Explosives) | 0 | | 1 | |
| | HUMAN TRAFFICKING | | 1 | | 1 |
| 1050 | Commercial Sex Acts | 1 | | 1 | |
| 1055 | Involuntary Servitude | 0 | | 0 | |
| | GRAND TOTAL YEAR TO DATE | | 1,827 | | 1,848 |

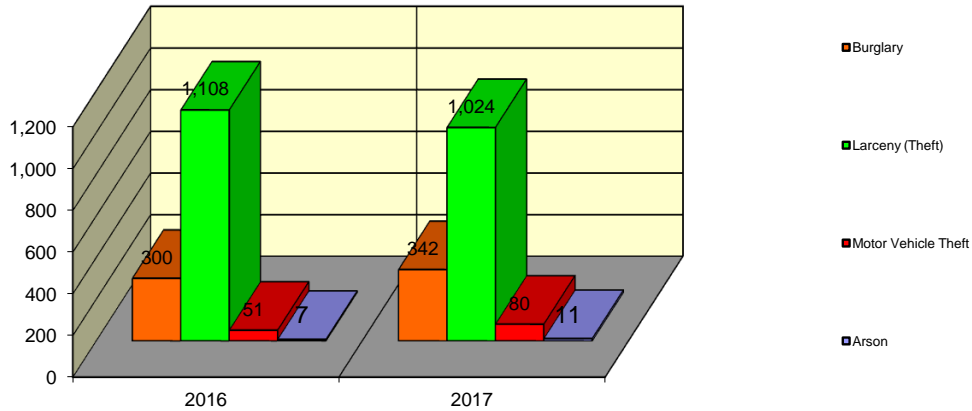
Springfield Police Department Part I Index Crimes - City Wide - Jan-Apr Comparison



Springfield Police Department Crimes Against Persons - City Wide - Jan-Apr Comparison



Springfield Police Department Crimes Against Property - City Wide - Jan-Apr Comparison



**CITY WIDE
PART I INDEX CRIMES BY OFFENSE HEADING
YEAR-TO-DATE COMPARISON
JANUARY - APRIL**

| OFFENSE HEADING | 2016 | 2017 | CHANGE |
|---------------------------|--------------|--------------|-----------|
| Murder | 1 | 3 | 2 |
| Sexual Assault | 35 | 25 | -10 |
| Robbery | 58 | 71 | 13 |
| Agg Assault / Agg Battery | 266 | 291 | 25 |
| Burglary | 300 | 342 | 42 |
| Theft (Larceny) | 1108 | 1024 | -84 |
| Motor Vehicle Theft | 51 | 80 | 29 |
| Arson | 7 | 11 | 4 |
| Human Trafficking | 1 | 1 | 0 |
| GRAND TOTAL YTD | 1,827 | 1,848 | 1% |

A 1% increase in offenses scored for all Part I Index Crimes City Wide during the months of January - April 2017.

An 8% increase in offenses scored for all Crimes Against Persons City Wide during the months of January - April 2017.

A 1% decrease in offenses scored for all Crimes Against Property City Wide during the months of January - April 2017.

CRIMES AGAINST PERSONS

| OFFENSE HEADING | 2016 | 2017 |
|---------------------------|------------|------------|
| Murder | 1 | 3 |
| Sexual Assault | 35 | 25 |
| Robbery | 58 | 71 |
| Agg Assault / Agg Battery | 266 | 291 |
| Human Trafficking | 1 | 1 |
| | | |
| TOTAL | 361 | 391 |
| TOTAL % CHANGE | | 8% |

CRIMES AGAINST PROPERTY

| OFFENSE HEADING | 2016 | 2017 |
|-----------------------|--------------|--------------|
| Burglary | 300 | 342 |
| Theft (Larceny) | 1,108 | 1,024 |
| Motor Vehicle Theft | 51 | 80 |
| Arson | 7 | 11 |
| | | |
| TOTAL | 1,466 | 1,457 |
| TOTAL % CHANGE | | -1% |