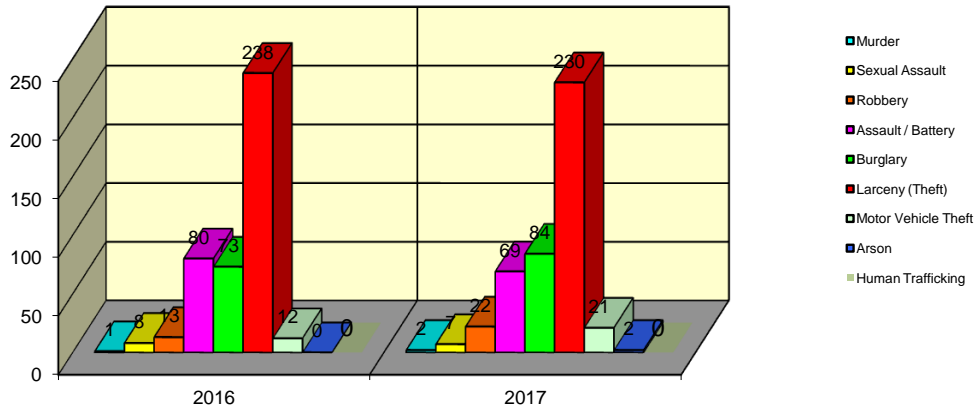


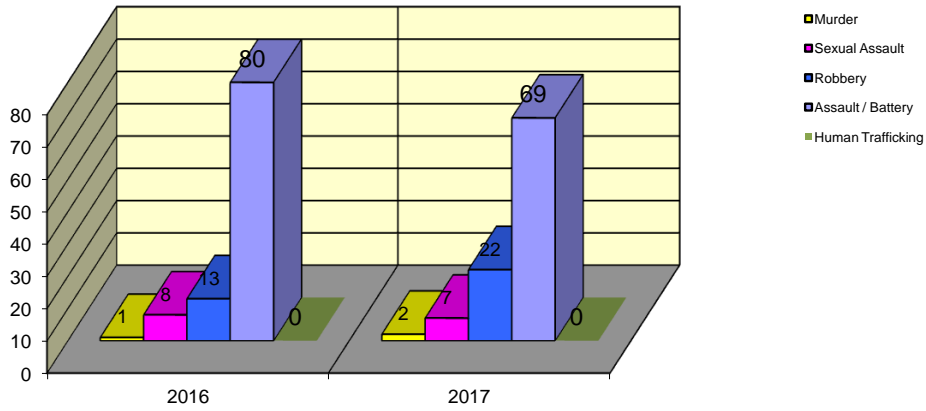
**CITY WIDE
PART I INDEX CRIMES BY OFFENSE HEADING
MONTHLY COMPARISON
MARCH**

UCR	OFFENSE HEADING	2016		2017	
	MURDER		1		2
0110	Homicide - First Degree	1		2	
0130	Homicide - Second Degree	0		0	
	SEXUAL ASSAULT		8		7
0260	Sexual Assault - Criminal	4		6	
0261	Sexual Assault - Aggravated	2		1	
0262	Sexual Assault - Forcible Sodomy	0		0	
0280	Pred Criminal Sexual Assault Of A Child	1		0	
0281	Sexual Assault - With an Object	1		0	
	ROBBERY		13		22
0310	Robbery - Armed	2		0	
0320	Robbery - Criminal	1		0	
0330	Robbery - Aggravated	1		2	
0310	Robbery to Person - Armed	4		8	
0320	Robbery to Person - Criminal	5		11	
0330	Robbery to Person - Aggravated	0		1	
0325	Vehicular Hijacking	0		0	
0326	Vehicular Hijacking - Aggravated	0		0	
	AGG ASSAULT / AGG BATTERY		80		69
0410	Attempted Murder	1		0	
0410	Battery - Aggravated	19		23	
0480	Battery - Heinous	0		0	
0485	Battery to Child - Aggravated	1		0	
0488	Aggravated Domestic Battery	27		19	
0490	Ritual Mutilation	0		0	
0495	Battery to Senior Citizen - Aggravated	1		0	
0510	Assault - Aggravated	31		27	
	BURGLARY		73		84
0610	Burglary - Commercial	8		11	
0610	Burglary - Non Residential	14		14	
0625	Burglary - Residential	50		55	
0650	Home Invasion	1		4	
	THEFT (LARCENY)		238		230
0710	Theft from Motor Vehicle	0		1	
0720	Theft - Parts/Access of Motor Vehicle	6		8	
0730	Burglary - Parts/Access of Motor Vehicle	0		0	
0760	Burglary from Motor Vehicle	37		51	
0770	Vehicular Invasion (W/Intent To Commit Theft)	2		0	
0810	Theft - Over \$500	29		28	
0820	Theft - \$500 and Under	67		48	
0860	Theft - Retail	93		94	
0865	Theft - Delivery Container	0		0	
0870	Theft - Pocket Picking	1		0	
0880	Theft - Purse Snatching	0		0	
0890	Theft - From Building	1		0	
0895	Theft - Coin Operated Machine or Device	2		0	
	MOTOR VEHICLE THEFT		12		21
0910	Theft of Motor Vehicle	12		21	
	ARSON		0		2
1010	Arson - Criminal	0		1	
1025	Arson - Aggravated	0		1	
1310	Criminal Damage (By Fire Or Explosives)	0		0	
	HUMAN TRAFFICKING		0		0
1050	Commercial Sex Acts	0		0	
1055	Involuntary Servitude	0		0	
	GRAND TOTAL MONTH		425		437

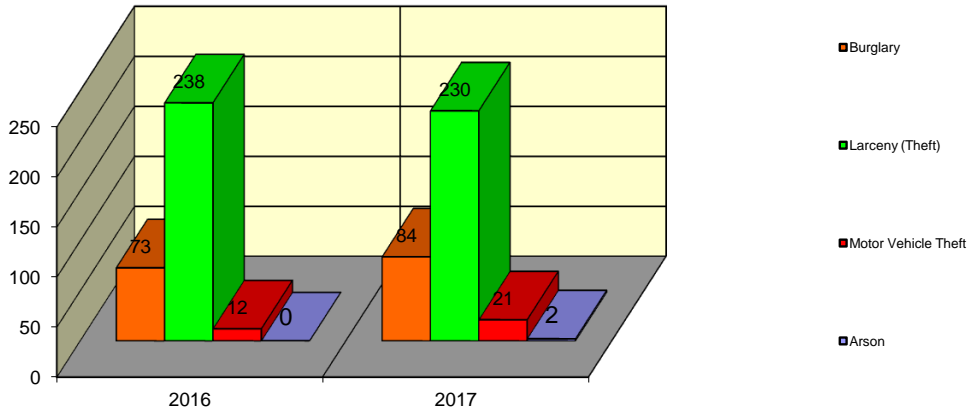
Springfield Police Department Part I Index Crimes - City Wide - Mar Comparison



Springfield Police Department Crimes Against Persons - City Wide - Mar Comparison



Springfield Police Department Crimes Against Property - City Wide - Mar Comparison



**CITY WIDE
PART I INDEX CRIMES BY OFFENSE HEADING
MONTHLY COMPARISON
MARCH**

OFFENSE HEADING	2016	2017	CHANGE
Murder	1	2	1
Sexual Assault	8	7	-1
Robbery	13	22	9
Agg Assault / Agg Battery	80	69	-11
Burglary	73	84	11
Theft (Larceny)	238	230	-8
Motor Vehicle Theft	12	21	9
Arson	0	2	2
Human Trafficking	0	0	0
GRAND TOTAL MONTH	425	437	3%

A 3% increase in offenses scored for all Part I Index Crimes City Wide during the month of March 2017.

A 2% decrease in offenses scored for all Crimes Against Persons City Wide during the month of March 2017.

A 4% increase in offenses scored for all Crimes Against Property City Wide during the month of March 2017.

CRIMES AGAINST PERSONS

OFFENSE HEADING	2016	2017
Murder	1	2
Sexual Assault	8	7
Robbery	13	22
Agg Assault / Agg Battery	80	69
Human Trafficking	0	0
TOTAL	102	100
TOTAL % CHANGE		-2%

CRIMES AGAINST PROPERTY

OFFENSE HEADING	2016	2017
Burglary	73	84
Theft (Larceny)	238	230
Motor Vehicle Theft	12	21
Arson	0	2
TOTAL	323	337
TOTAL % CHANGE		4%