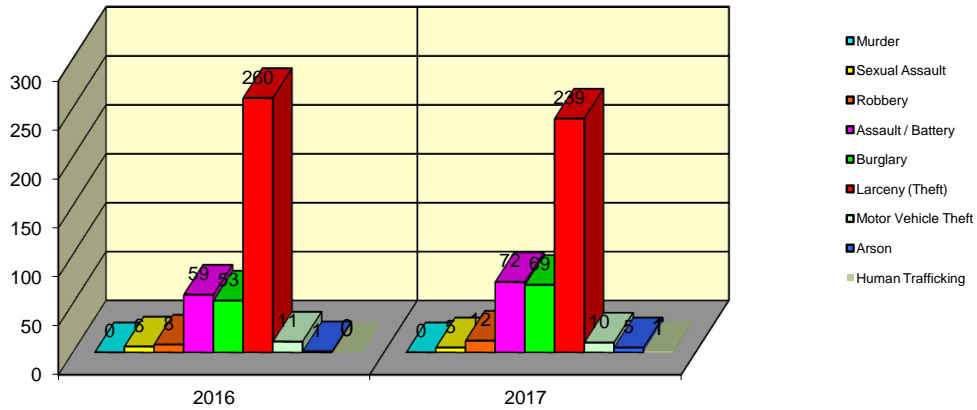


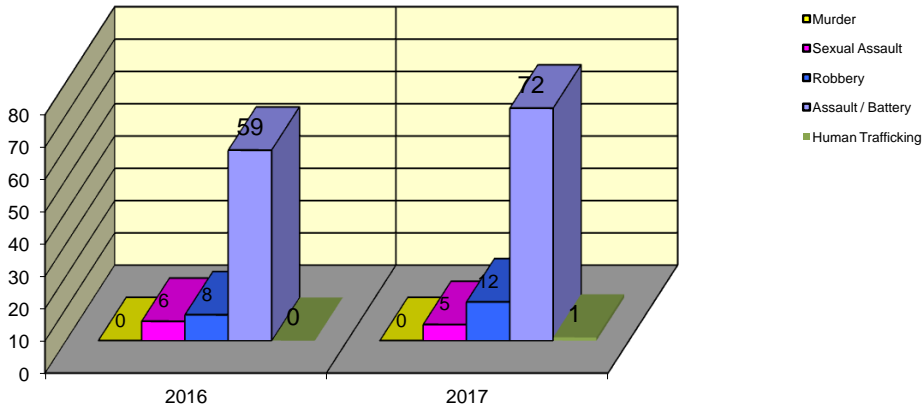
**CITY WIDE
PART I INDEX CRIMES BY OFFENSE HEADING
MONTHLY COMPARISON
FEBRUARY**

UCR	OFFENSE HEADING	2016		2017	
	MURDER		0		0
0110	Homicide - First Degree	0		0	
0130	Homicide - Second Degree	0		0	
	SEXUAL ASSAULT		6		5
0260	Sexual Assault - Criminal	4		5	
0261	Sexual Assault - Aggravated	2		0	
0262	Sexual Assault - Forcible Sodomy	0		0	
0280	Pred Criminal Sexual Assault Of A Child	0		0	
0281	Sexual Assault - With an Object	0		0	
	ROBBERY		8		12
0310	Robbery - Armed	2		6	
0320	Robbery - Criminal	0		0	
0330	Robbery - Aggravated	0		1	
0310	Robbery to Person - Armed	5		1	
0320	Robbery to Person - Criminal	1		3	
0330	Robbery to Person - Aggravated	0		1	
0325	Vehicular Hijacking	0		0	
0326	Vehicular Hijacking - Aggravated	0		0	
	AGG ASSAULT / AGG BATTERY		59		72
0410	Attempted Murder	0		2	
0410	Battery - Aggravated	15		24	
0480	Battery - Heinous	0		0	
0485	Battery to Child - Aggravated	0		0	
0488	Aggravated Domestic Battery	29		19	
0490	Ritual Mutilation	0		0	
0495	Battery to Senior Citizen - Aggravated	0		0	
0510	Assault - Aggravated	15		27	
	BURGLARY		53		69
0610	Burglary - Commercial	5		9	
0610	Burglary - Non Residential	9		22	
0625	Burglary - Residential	36		36	
0650	Home Invasion	3		2	
	THEFT (LARCENY)		260		239
0710	Theft from Motor Vehicle	5		1	
0720	Theft - Parts/Access of Motor Vehicle	6		7	
0730	Burglary - Parts/Access of Motor Vehicle	0		0	
0760	Burglary from Motor Vehicle	49		50	
0770	Vehicular Invasion (W/Intent To Commit Theft)	0		1	
0810	Theft - Over \$500	36		21	
0820	Theft - \$500 and Under	67		56	
0860	Theft - Retail	97		103	
0865	Theft - Delivery Container	0		0	
0870	Theft - Pocket Picking	0		0	
0880	Theft - Purse Snatching	0		0	
0890	Theft - From Building	0		0	
0895	Theft - Coin Operated Machine or Device	0		0	
	MOTOR VEHICLE THEFT		11		10
0910	Theft of Motor Vehicle	11		10	
	ARSON		1		5
1010	Arson - Criminal	1		3	
1025	Arson - Aggravated	0		1	
1310	Criminal Damage (By Fire Or Explosives)	0		1	
	HUMAN TRAFFICKING		0		1
1050	Commercial Sex Acts	0		1	
1055	Involuntary Servitude	0		0	
	GRAND TOTAL MONTH		398		413

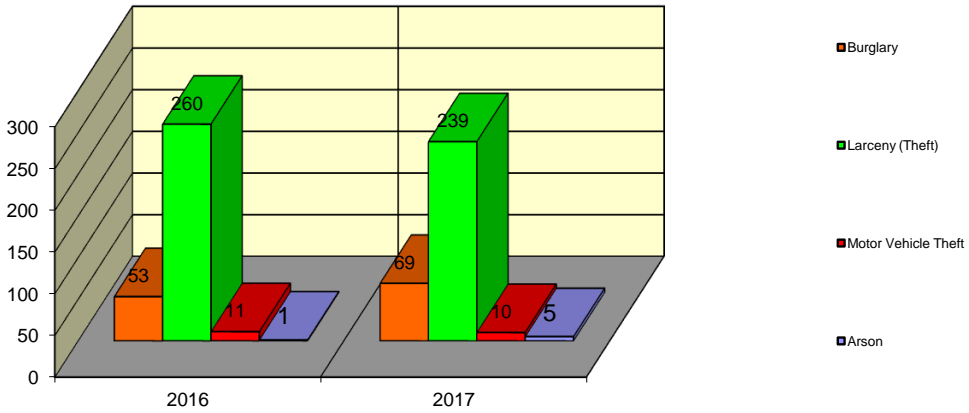
Springfield Police Department Part I Index Crimes - City Wide - Feb Comparison



Springfield Police Department Crimes Against Persons - City Wide - Feb Comparison



Springfield Police Department Crimes Against Property - City Wide - Feb Comparison



**CITY WIDE
PART I INDEX CRIMES BY OFFENSE HEADING
MONTHLY COMPARISON
FEBRUARY**

OFFENSE HEADING	2016	2017	CHANGE
Murder	0	0	0
Sexual Assault	6	5	-1
Robbery	8	12	4
Agg Assault / Agg Battery	59	72	13
Burglary	53	69	16
Theft (Larceny)	260	239	-21
Motor Vehicle Theft	11	10	-1
Arson	1	5	4
Human Trafficking	0	1	1
GRAND TOTAL MONTH	398	413	4%

A 4% increase in offenses scored for all Part I Index Crimes City Wide during the month of February 2017.

A 23% increase in offenses scored for all Crimes Against Persons City Wide during the month of February 2017.

A 1% decrease in offenses scored for all Crimes Against Property City Wide during the month of February 2017.

CRIMES AGAINST PERSONS

OFFENSE HEADING	2016	2017
Murder	0	0
Sexual Assault	6	5
Robbery	8	12
Agg Assault / Agg Battery	59	72
Human Trafficking	0	1
TOTAL	73	90
TOTAL % CHANGE		23%

CRIMES AGAINST PROPERTY

OFFENSE HEADING	2016	2017
Burglary	53	69
Theft (Larceny)	260	239
Motor Vehicle Theft	11	10
Arson	1	5
TOTAL	325	323
TOTAL % CHANGE		-1%