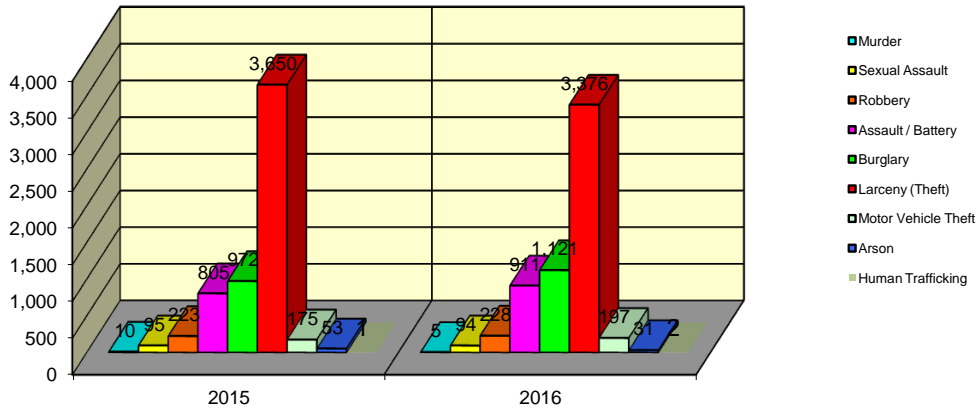


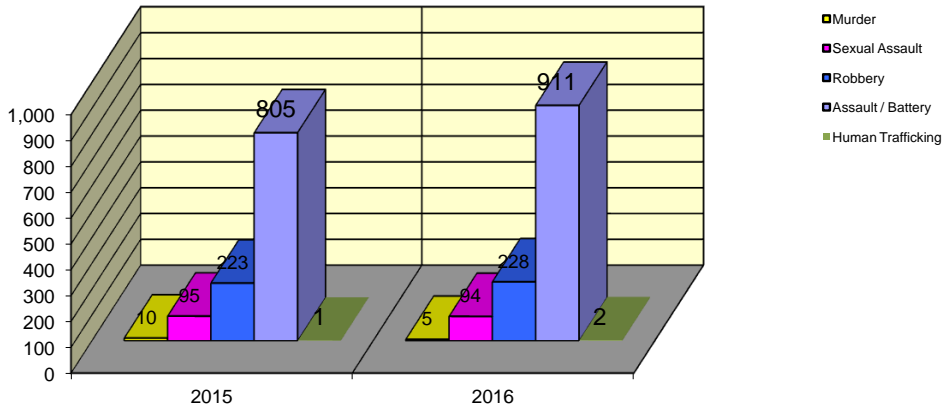
**CITY WIDE
PART I INDEX CRIMES BY OFFENSE HEADING
YEAR-TO-DATE COMPARISON
JANUARY - NOVEMBER**

UCR	OFFENSE HEADING	2015		2016	
	MURDER		10		5
0110	Homicide - First Degree	10		5	
0130	Homicide - Second Degree	0		0	
	SEXUAL ASSAULT		95		94
0260	Sexual Assault - Criminal	65		69	
0261	Sexual Assault - Aggravated	16		14	
0262	Sexual Assault - Forcible Sodomy	0		0	
0280	Pred Criminal Sexual Assault Of A Child	14		8	
0281	Sexual Assault - With an Object	0		3	
	ROBBERY		223		228
0310	Robbery - Armed	19		17	
0320	Robbery - Criminal	4		5	
0330	Robbery - Aggravated	8		3	
0310	Robbery to Person - Armed	96		104	
0320	Robbery to Person - Criminal	87		85	
0330	Robbery to Person - Aggravated	8		11	
0325	Vehicular Hijacking	0		2	
0326	Vehicular Hijacking - Aggravated	1		1	
	AGG ASSAULT / AGG BATTERY		805		911
0410	Attempted Murder	1		1	
0410	Battery - Aggravated	268		301	
0480	Battery - Heinous	0		0	
0485	Battery to Child - Aggravated	5		4	
0488	Aggravated Domestic Battery	228		256	
0490	Ritual Mutilation	0		0	
0495	Battery to Senior Citizen - Aggravated	0		5	
0510	Assault - Aggravated	303		344	
	BURGLARY		972		1,121
0610	Burglary - Commercial	91		106	
0610	Burglary - Non Residential	197		244	
0625	Burglary - Residential	656		749	
0650	Home Invasion	28		22	
	THEFT (LARCENY)		3,650		3,376
0710	Theft from Motor Vehicle	20		22	
0720	Theft - Parts/Access of Motor Vehicle	86		83	
0730	Burglary - Parts/Access of Motor Vehicle	11		17	
0760	Burglary from Motor Vehicle	646		699	
0770	Vehicular Invasion (W/Intent To Commit Theft)	3		5	
0810	Theft - Over \$500	465		419	
0820	Theft - \$500 and Under	983		823	
0860	Theft - Retail	1,420		1,282	
0865	Theft - Delivery Container	0		0	
0870	Theft - Pocket Picking	9		9	
0880	Theft - Purse Snatching	5		4	
0890	Theft - From Building	0		1	
0895	Theft - Coin Operated Machine or Device	2		12	
	MOTOR VEHICLE THEFT		175		197
0910	Theft of Motor Vehicle	175		197	
	ARSON		53		31
1010	Arson - Criminal	39		17	
1025	Arson - Aggravated	0		3	
1310	Criminal Damage (By Fire Or Explosives)	14		11	
	HUMAN TRAFFICKING		1		2
1050	Commercial Sex Acts	1		2	
1055	Involuntary Servitude	0		0	
	GRAND TOTAL YEAR TO DATE		5,984		5,965

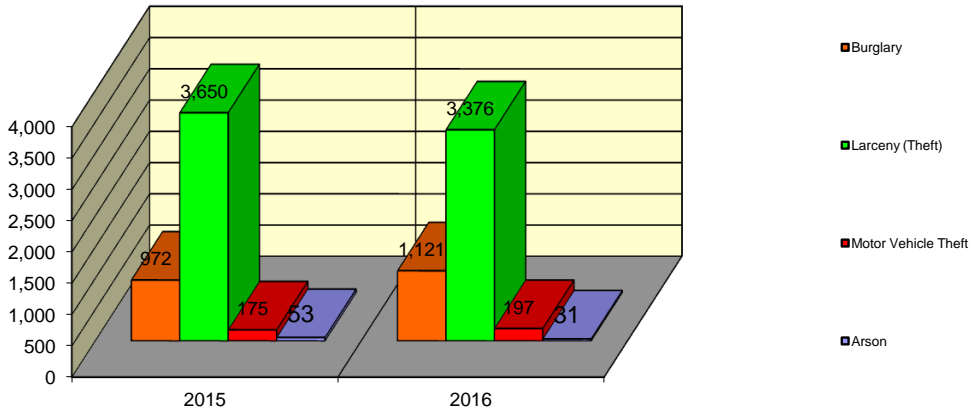
Springfield Police Department Part I Index Crimes - City Wide - Jan-Nov Comparison



Springfield Police Department Crimes Against Persons - City Wide - Jan-Nov Comparison



Springfield Police Department Crimes Against Property - City Wide - Jan-Nov Comparison



**CITY WIDE
PART I INDEX CRIMES BY OFFENSE HEADING
YEAR-TO-DATE COMPARISON
JANUARY - NOVEMBER**

OFFENSE HEADING	2015	2016	CHANGE
Murder	10	5	-5
Sexual Assault	95	94	-1
Robbery	223	228	5
Agg Assault / Agg Battery	805	911	106
Burglary	972	1121	149
Theft (Larceny)	3650	3376	-274
Motor Vehicle Theft	175	197	22
Arson	53	31	-22
Human Trafficking	1	2	1
GRAND TOTAL YTD	5,984	5,965	0%

No change in offenses scored for all Part I Index Crimes City Wide during the months of January - November 2016.

A 9% increase in offenses scored for all Crimes Against Persons City Wide during the months of January - November 2016.

A 3% decrease in offenses scored for all Crimes Against Property City Wide during the months of January - November 2016.

CRIMES AGAINST PERSONS

OFFENSE HEADING	2015	2016
Murder	10	5
Sexual Assault	95	94
Robbery	223	228
Agg Assault / Agg Battery	805	911
Human Trafficking	1	2
TOTAL	1,134	1,240
TOTAL % CHANGE		9%

CRIMES AGAINST PROPERTY

OFFENSE HEADING	2015	2016
Burglary	972	1,121
Theft (Larceny)	3,650	3,376
Motor Vehicle Theft	175	197
Arson	53	31
TOTAL	4,850	4,725
TOTAL % CHANGE		-3%