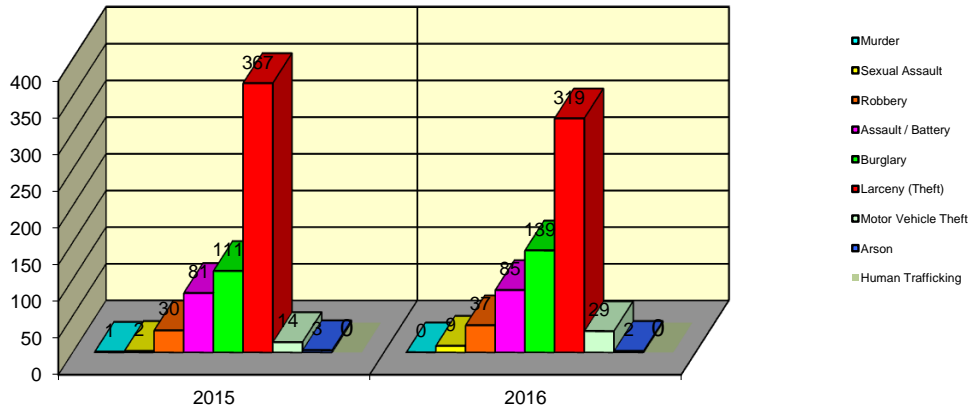


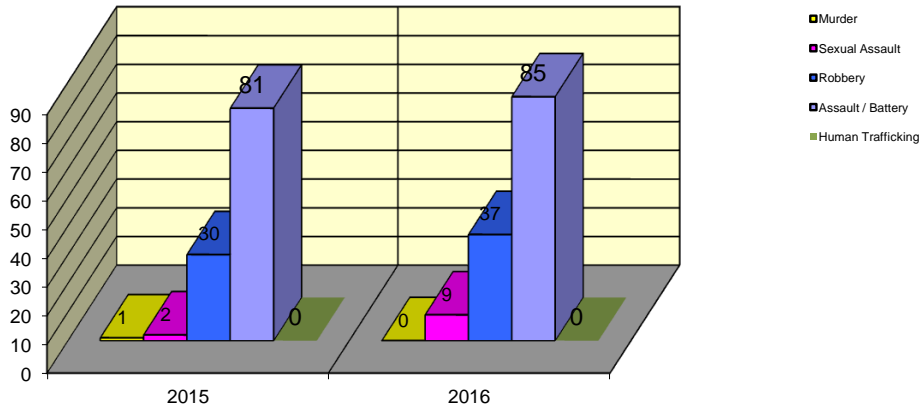
**CITY WIDE  
PART I INDEX CRIMES BY OFFENSE HEADING  
MONTHLY COMPARISON  
OCTOBER**

UCR	OFFENSE HEADING	2015		2016	
	<b>MURDER</b>		<b>1</b>		<b>0</b>
0110	Homicide - First Degree	1		0	
0130	Homicide - Second Degree	0		0	
	<b>SEXUAL ASSAULT</b>		<b>2</b>		<b>9</b>
0260	Sexual Assault - Criminal	2		8	
0261	Sexual Assault - Aggravated	0		0	
0262	Sexual Assault - Forcible Sodomy	0		0	
0280	Pred Criminal Sexual Assault Of A Child	0		0	
0281	Sexual Assault - With an Object	0		1	
	<b>ROBBERY</b>		<b>30</b>		<b>37</b>
0310	Robbery - Armed	3		3	
0320	Robbery - Criminal	2		2	
0330	Robbery - Aggravated	1		0	
0310	Robbery to Person - Armed	10		24	
0320	Robbery to Person - Criminal	13		7	
0330	Robbery to Person - Aggravated	0		0	
0325	Vehicular Hijacking	0		0	
0326	Vehicular Hijacking - Aggravated	1		1	
	<b>AGG ASSAULT / AGG BATTERY</b>		<b>81</b>		<b>85</b>
0410	Attempted Murder	0		0	
0410	Battery - Aggravated	28		28	
0480	Battery - Heinous	0		0	
0485	Battery to Child - Aggravated	0		0	
0488	Aggravated Domestic Battery	16		18	
0490	Ritual Mutilation	0		0	
0495	Battery to Senior Citizen - Aggravated	0		0	
0510	Assault - Aggravated	37		39	
	<b>BURGLARY</b>		<b>111</b>		<b>139</b>
0610	Burglary - Commercial	17		11	
0610	Burglary - Non Residential	25		26	
0625	Burglary - Residential	68		100	
0650	Home Invasion	1		2	
	<b>THEFT (LARCENY)</b>		<b>367</b>		<b>319</b>
0710	Theft from Motor Vehicle	2		1	
0720	Theft - Parts/Access of Motor Vehicle	5		10	
0730	Burglary - Parts/Access of Motor Vehicle	0		4	
0760	Burglary from Motor Vehicle	68		66	
0770	Vehicular Invasion (W/Intent To Commit Theft)	0		0	
0810	Theft - Over \$500	50		40	
0820	Theft - \$500 and Under	107		88	
0860	Theft - Retail	135		105	
0865	Theft - Delivery Container	0		0	
0870	Theft - Pocket Picking	0		1	
0880	Theft - Purse Snatching	0		1	
0890	Theft - From Building	0		0	
0895	Theft - Coin Operated Machine or Device	0		3	
	<b>MOTOR VEHICLE THEFT</b>		<b>14</b>		<b>29</b>
0910	Theft of Motor Vehicle	14		29	
	<b>ARSON</b>		<b>3</b>		<b>2</b>
1010	Arson - Criminal	2		1	
1025	Arson - Aggravated	0		0	
1310	Criminal Damage (By Fire Or Explosives)	1		1	
	<b>HUMAN TRAFFICKING</b>		<b>0</b>		<b>0</b>
1050	Commercial Sex Acts	0		0	
1055	Involuntary Servitude	0		0	
	<b>GRAND TOTAL MONTH</b>		<b>609</b>		<b>620</b>

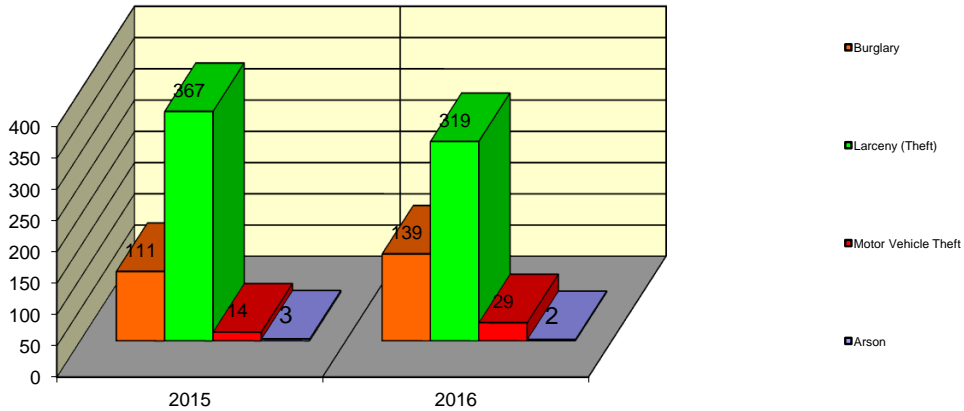
### Springfield Police Department Part I Index Crimes - City Wide - October Comparison



### Springfield Police Department Crimes Against Persons - City Wide - October Comparison



### Springfield Police Department Crimes Against Property - City Wide - October Comparison



**CITY WIDE  
PART I INDEX CRIMES BY OFFENSE HEADING  
MONTHLY COMPARISON  
OCTOBER**

OFFENSE HEADING	2015	2016	CHANGE
Murder	1	0	-1
Sexual Assault	2	9	7
Robbery	30	37	7
Agg Assault / Agg Battery	81	85	4
Burglary	111	139	28
Theft (Larceny)	367	319	-48
Motor Vehicle Theft	14	29	15
Arson	3	2	-1
Human Trafficking	0	0	0
<b>GRAND TOTAL MONTH</b>	<b>609</b>	<b>620</b>	<b>2%</b>

A 2% increase in offenses scored for all Part I Index Crimes City Wide during the month of October 2016.

A 15% increase in offenses scored for all Crimes Against Persons City Wide during the month of October 2016.

A 1% decrease in offenses scored for all Crimes Against Property City Wide during the month of October 2016.

**CRIMES AGAINST PERSONS**

OFFENSE HEADING	2015	2016
Murder	1	0
Sexual Assault	2	9
Robbery	30	37
Agg Assault / Agg Battery	81	85
Human Trafficking	0	0
<b>TOTAL</b>	<b>114</b>	<b>131</b>
<b>TOTAL % CHANGE</b>		<b>15%</b>

**CRIMES AGAINST PROPERTY**

OFFENSE HEADING	2015	2016
Burglary	111	139
Theft (Larceny)	367	319
Motor Vehicle Theft	14	29
Arson	3	2
<b>TOTAL</b>	<b>495</b>	<b>489</b>
<b>TOTAL % CHANGE</b>		<b>-1%</b>