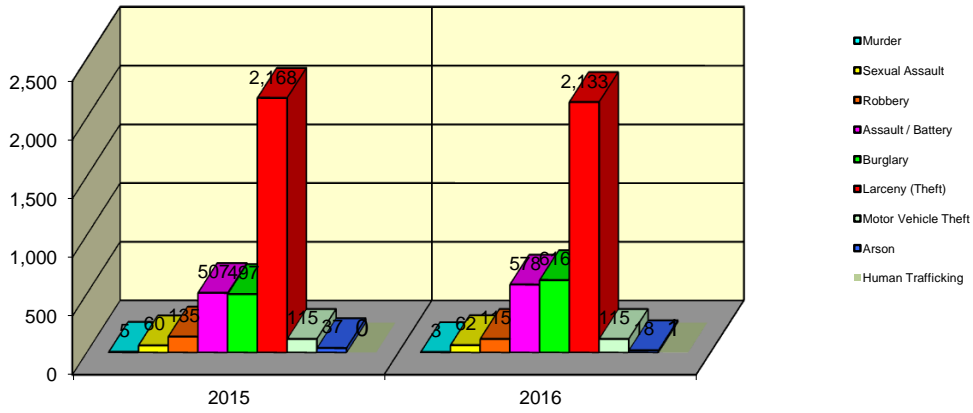


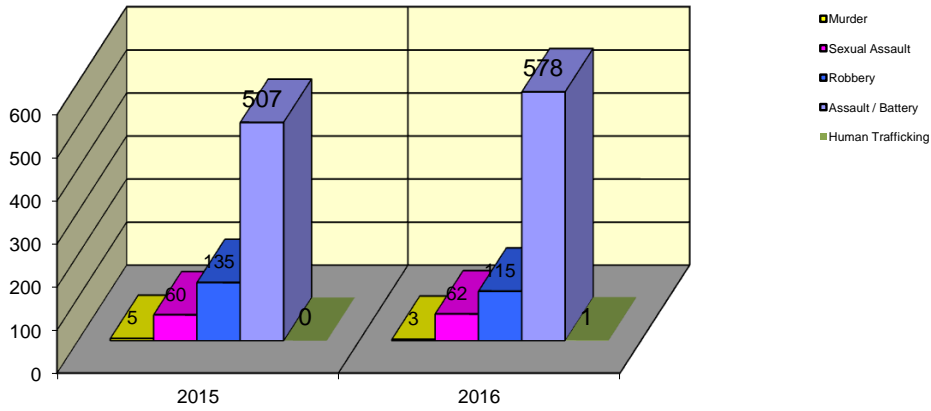
**CITY WIDE
PART I INDEX CRIMES BY OFFENSE HEADING
YEAR-TO-DATE COMPARISON
JANUARY - JULY**

UCR	OFFENSE HEADING	2015		2016	
	MURDER		5		3
0110	Homicide - First Degree	5		3	
0130	Homicide - Second Degree	0		0	
	SEXUAL ASSAULT		60		62
0260	Sexual Assault - Criminal	41		44	
0261	Sexual Assault - Aggravated	9		9	
0262	Sexual Assault - Forcible Sodomy	0		0	
0280	Pred Criminal Sexual Assault Of A Child	10		7	
0281	Sexual Assault - With an Object	0		2	
	ROBBERY		135		115
0310	Robbery - Armed	10		9	
0320	Robbery - Criminal	2		2	
0330	Robbery - Aggravated	3		1	
0310	Robbery to Person - Armed	71		49	
0320	Robbery to Person - Criminal	44		47	
0330	Robbery to Person - Aggravated	5		5	
0325	Vehicular Hijacking	0		2	
0326	Vehicular Hijacking - Aggravated	0		0	
	AGG ASSAULT / AGG BATTERY		507		578
0410	Attempted Murder	1		1	
0410	Battery - Aggravated	173		192	
0480	Battery - Heinous	0		0	
0485	Battery to Child - Aggravated	4		3	
0488	Aggravated Domestic Battery	154		170	
0490	Ritual Mutilation	0		0	
0495	Battery to Senior Citizen - Aggravated	0		3	
0510	Assault - Aggravated	175		209	
	BURGLARY		497		616
0610	Burglary - Commercial	45		53	
0610	Burglary - Non Residential	108		145	
0625	Burglary - Residential	327		403	
0650	Home Invasion	17		15	
	THEFT (LARCENY)		2,168		2,133
0710	Theft from Motor Vehicle	15		19	
0720	Theft - Parts/Access of Motor Vehicle	63		48	
0730	Burglary - Parts/Access of Motor Vehicle	6		9	
0760	Burglary from Motor Vehicle	375		425	
0770	Vehicular Invasion (W/Intent To Commit Theft)	1		2	
0810	Theft - Over \$500	271		252	
0820	Theft - \$500 and Under	577		522	
0860	Theft - Retail	849		846	
0865	Theft - Delivery Container	0		0	
0870	Theft - Pocket Picking	5		6	
0880	Theft - Purse Snatching	4		1	
0890	Theft - From Building	0		0	
0895	Theft - Coin Operated Machine or Device	2		3	
	MOTOR VEHICLE THEFT		115		115
0910	Theft of Motor Vehicle	115		115	
	ARSON		37		18
1010	Arson - Criminal	26		12	
1025	Arson - Aggravated	0		3	
1310	Criminal Damage (By Fire Or Explosives)	11		3	
	HUMAN TRAFFICKING		0		1
1050	Commercial Sex Acts	0		1	
1055	Involuntary Servitude	0		0	
	GRAND TOTAL YEAR TO DATE		3,524		3,641

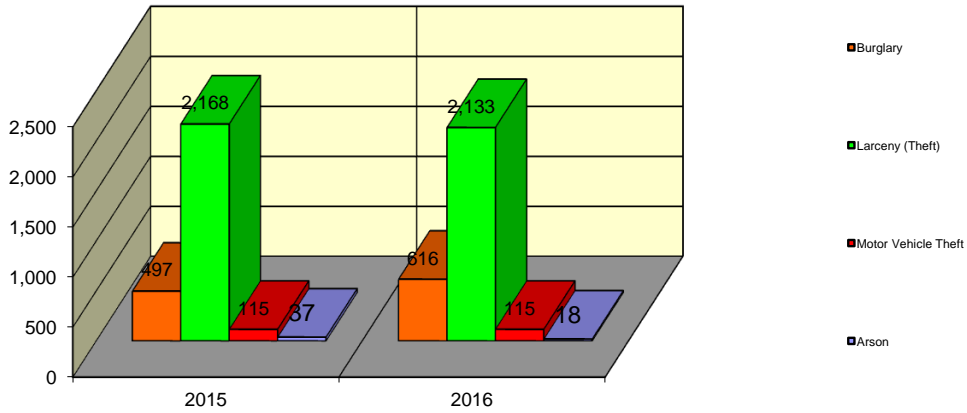
Springfield Police Department Part I Index Crimes - City Wide - Jan-Jul Comparison



Springfield Police Department Crimes Against Persons - City Wide - Jan-Jul Comparison



Springfield Police Department Crimes Against Property - City Wide - Jan-Jul Comparison



**CITY WIDE
PART I INDEX CRIMES BY OFFENSE HEADING
YEAR-TO-DATE COMPARISON
JANUARY - JULY**

OFFENSE HEADING	2015	2016	CHANGE
Murder	5	3	-2
Sexual Assault	60	62	2
Robbery	135	115	-20
Agg Assault / Agg Battery	507	578	71
Burglary	497	616	119
Theft (Larceny)	2168	2133	-35
Motor Vehicle Theft	115	115	0
Arson	37	18	-19
Human Trafficking	0	1	1
GRAND TOTAL YTD	3,524	3,640	3%

A 3% increase in offenses scored for all Part I Index Crimes City Wide during the months of January - July 2016.

A 7% increase in offenses scored for all Crimes Against Persons City Wide during the months of January - July 2016.

A 2% increase in offenses scored for all Crimes Against Property City Wide during the months of January - July 2016.

CRIMES AGAINST PERSONS

OFFENSE HEADING	2015	2016
Murder	5	3
Sexual Assault	60	62
Robbery	135	115
Agg Assault / Agg Battery	507	578
Human Trafficking	0	1
TOTAL	707	759
TOTAL % CHANGE		7%

CRIMES AGAINST PROPERTY

OFFENSE HEADING	2015	2016
Burglary	497	616
Theft (Larceny)	2,168	2,133
Motor Vehicle Theft	115	115
Arson	37	18
TOTAL	2,817	2,882
TOTAL % CHANGE		2%