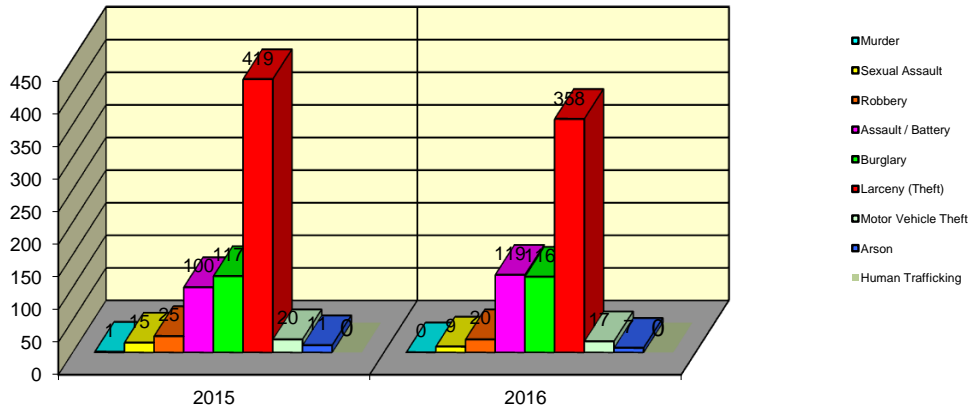


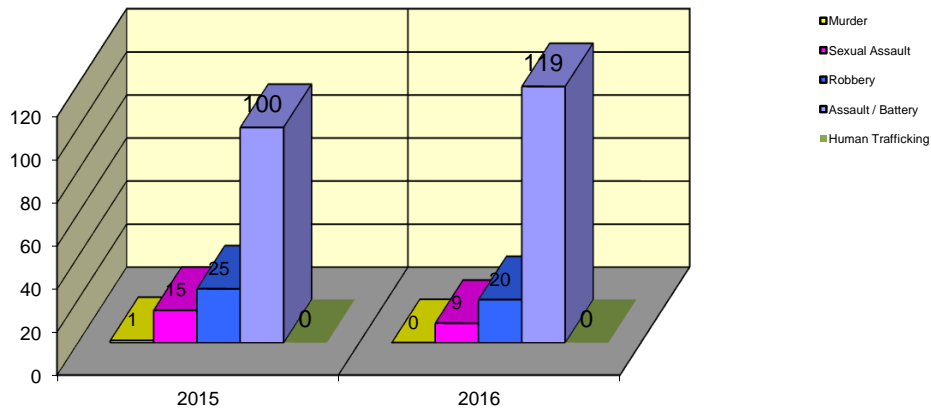
**CITY WIDE  
PART I INDEX CRIMES BY OFFENSE HEADING  
MONTHLY COMPARISON  
JULY**

UCR	OFFENSE HEADING	2015		2016	
	<b>MURDER</b>		<b>1</b>		<b>0</b>
0110	Homicide - First Degree	1		0	
0130	Homicide - Second Degree	0		0	
	<b>SEXUAL ASSAULT</b>		<b>15</b>		<b>9</b>
0260	Sexual Assault - Criminal	10		8	
0261	Sexual Assault - Aggravated	0		0	
0262	Sexual Assault - Forcible Sodomy	0		0	
0280	Pred Criminal Sexual Assault Of A Child	5		1	
0281	Sexual Assault - With an Object	0		0	
	<b>ROBBERY</b>		<b>25</b>		<b>20</b>
0310	Robbery - Armed	5		0	
0320	Robbery - Criminal	1		0	
0330	Robbery - Aggravated	0		0	
0310	Robbery to Person - Armed	16		11	
0320	Robbery to Person - Criminal	3		9	
0330	Robbery to Person - Aggravated	0		0	
0325	Vehicular Hijacking	0		0	
0326	Vehicular Hijacking - Aggravated	0		0	
	<b>AGG ASSAULT / AGG BATTERY</b>		<b>100</b>		<b>119</b>
0410	Attempted Murder	0		0	
0410	Battery - Aggravated	32		45	
0480	Battery - Heinous	0		0	
0485	Battery to Child - Aggravated	0		1	
0488	Aggravated Domestic Battery	31		30	
0490	Ritual Mutilation	0		0	
0495	Battery to Senior Citizen - Aggravated	0		0	
0510	Assault - Aggravated	37		43	
	<b>BURGLARY</b>		<b>117</b>		<b>116</b>
0610	Burglary - Commercial	16		10	
0610	Burglary - Non Residential	25		24	
0625	Burglary - Residential	71		81	
0650	Home Invasion	5		1	
	<b>THEFT (LARCENY)</b>		<b>419</b>		<b>358</b>
0710	Theft from Motor Vehicle	5		2	
0720	Theft - Parts/Access of Motor Vehicle	15		8	
0730	Burglary - Parts/Access of Motor Vehicle	0		4	
0760	Burglary from Motor Vehicle	103		81	
0770	Vehicular Invasion (W/Intent To Commit Theft)	0		0	
0810	Theft - Over \$500	45		49	
0820	Theft - \$500 and Under	117		76	
0860	Theft - Retail	132		138	
0865	Theft - Delivery Container	0		0	
0870	Theft - Pocket Picking	0		0	
0880	Theft - Purse Snatching	1		0	
0890	Theft - From Building	0		0	
0895	Theft - Coin Operated Machine or Device	1		0	
	<b>MOTOR VEHICLE THEFT</b>		<b>20</b>		<b>17</b>
0910	Theft of Motor Vehicle	20		17	
	<b>ARSON</b>		<b>11</b>		<b>7</b>
1010	Arson - Criminal	8		4	
1025	Arson - Aggravated	0		0	
1310	Criminal Damage (By Fire Or Explosives)	3		3	
	<b>HUMAN TRAFFICKING</b>		<b>0</b>		<b>0</b>
1050	Commercial Sex Acts	0		0	
1055	Involuntary Servitude	0		0	
	<b>GRAND TOTAL MONTH</b>		<b>708</b>		<b>646</b>

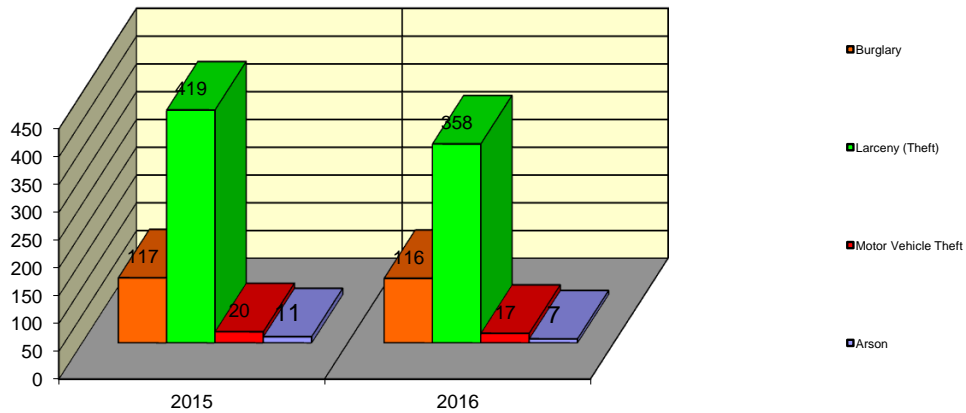
### Springfield Police Department Part I Index Crimes - City Wide - July Comparison



### Springfield Police Department Crimes Against Persons - City Wide - July Comparison



### Springfield Police Department Crimes Against Property - City Wide - July Comparison



**CITY WIDE  
PART I INDEX CRIMES BY OFFENSE HEADING  
MONTHLY COMPARISON  
JULY**

OFFENSE HEADING	2015	2016	CHANGE
Murder	1	0	-1
Sexual Assault	15	9	-6
Robbery	25	20	-5
Agg Assault / Agg Battery	100	119	19
Burglary	117	116	-1
Theft (Larceny)	419	358	-61
Motor Vehicle Theft	20	17	-3
Arson	11	7	-4
Human Trafficking	0	0	0
<b>GRAND TOTAL MONTH</b>	<b>708</b>	<b>646</b>	<b>-9%</b>

A 9% decrease in offenses scored for all Part I Index Crimes City Wide during the month of July 2016.

A 5% increase in offenses scored for all Crimes Against Persons City Wide during the month of July 2016.

A 12% decrease in offenses scored for all Crimes Against Property City Wide during the month of July 2016.

**CRIMES AGAINST PERSONS**

OFFENSE HEADING	2015	2016
Murder	1	0
Sexual Assault	15	9
Robbery	25	20
Agg Assault / Agg Battery	100	119
Human Trafficking	0	0
<b>TOTAL</b>	<b>141</b>	<b>148</b>
<b>TOTAL % CHANGE</b>		<b>5%</b>

**CRIMES AGAINST PROPERTY**

OFFENSE HEADING	2015	2016
Burglary	117	116
Theft (Larceny)	419	358
Motor Vehicle Theft	20	17
Arson	11	7
<b>TOTAL</b>	<b>567</b>	<b>498</b>
<b>TOTAL % CHANGE</b>		<b>-12%</b>