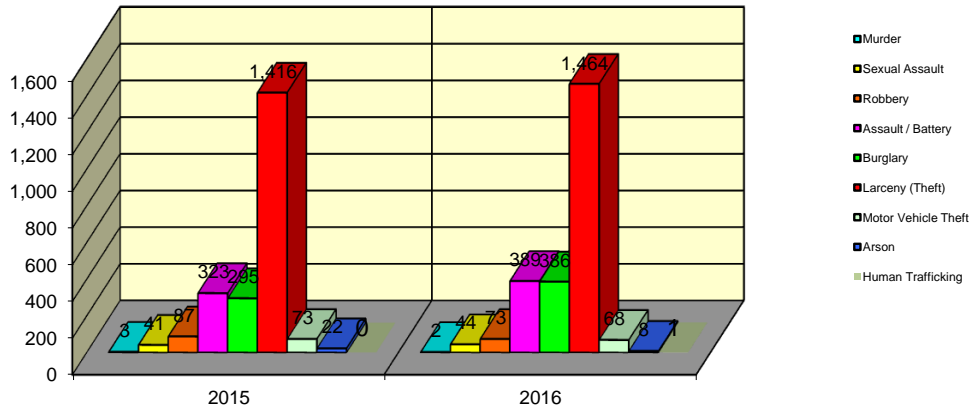


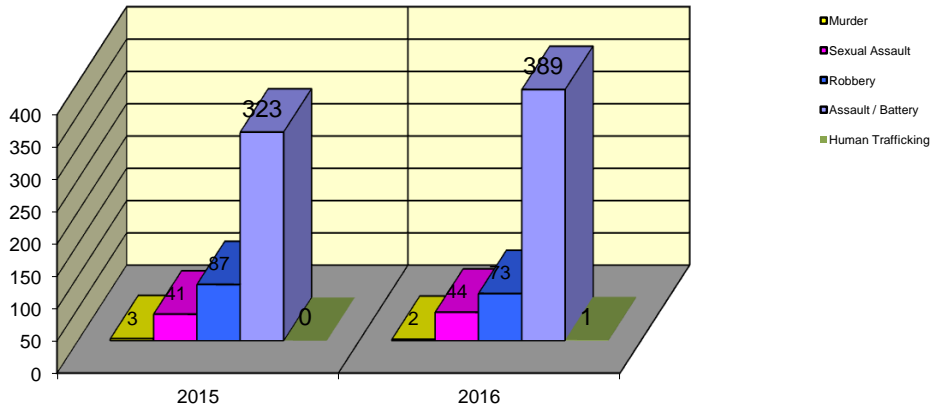
**CITY WIDE
PART I INDEX CRIMES BY OFFENSE HEADING
YEAR-TO-DATE COMPARISON
JANUARY - MAY**

UCR	OFFENSE HEADING	2015		2016	
	MURDER		3		2
0110	Homicide - First Degree	3		2	
0130	Homicide - Second Degree	0		0	
	SEXUAL ASSAULT		41		44
0260	Sexual Assault - Criminal	28		29	
0261	Sexual Assault - Aggravated	9		8	
0262	Sexual Assault - Forcible Sodomy	0		0	
0280	Pred Criminal Sexual Assault Of A Child	4		5	
0281	Sexual Assault - With an Object	0		2	
	ROBBERY		87		73
0310	Robbery - Armed	4		5	
0320	Robbery - Criminal	1		2	
0330	Robbery - Aggravated	3		1	
0310	Robbery to Person - Armed	39		29	
0320	Robbery to Person - Criminal	36		31	
0330	Robbery to Person - Aggravated	4		3	
0325	Vehicular Hijacking	0		2	
0326	Vehicular Hijacking - Aggravated	0		0	
	AGG ASSAULT / AGG BATTERY		323		389
0410	Attempted Murder	0		1	
0410	Battery - Aggravated	114		119	
0480	Battery - Heinous	0		0	
0485	Battery to Child - Aggravated	3		1	
0488	Aggravated Domestic Battery	99		123	
0490	Ritual Mutilation	0		0	
0495	Battery to Senior Citizen - Aggravated	0		3	
0510	Assault - Aggravated	107		142	
	BURGLARY		295		386
0610	Burglary - Commercial	25		36	
0610	Burglary - Non Residential	60		90	
0625	Burglary - Residential	201		249	
0650	Home Invasion	9		11	
	THEFT (LARCENY)		1,416		1,464
0710	Theft from Motor Vehicle	8		17	
0720	Theft - Parts/Access of Motor Vehicle	38		35	
0730	Burglary - Parts/Access of Motor Vehicle	3		4	
0760	Burglary from Motor Vehicle	206		283	
0770	Vehicular Invasion (W/Intent To Commit Theft)	1		2	
0810	Theft - Over \$500	176		169	
0820	Theft - \$500 and Under	356		361	
0860	Theft - Retail	619		585	
0865	Theft - Delivery Container	0		0	
0870	Theft - Pocket Picking	5		5	
0880	Theft - Purse Snatching	3		0	
0890	Theft - From Building	0		0	
0895	Theft - Coin Operated Machine or Device	1		3	
	MOTOR VEHICLE THEFT		73		68
0910	Theft of Motor Vehicle	73		68	
	ARSON		22		8
1010	Arson - Criminal	16		5	
1025	Arson - Aggravated	0		3	
1310	Criminal Damage (By Fire Or Explosives)	6		0	
	HUMAN TRAFFICKING		0		1
1050	Commercial Sex Acts	0		1	
1055	Involuntary Servitude	0		0	
	GRAND TOTAL YEAR TO DATE		2,260		2,435

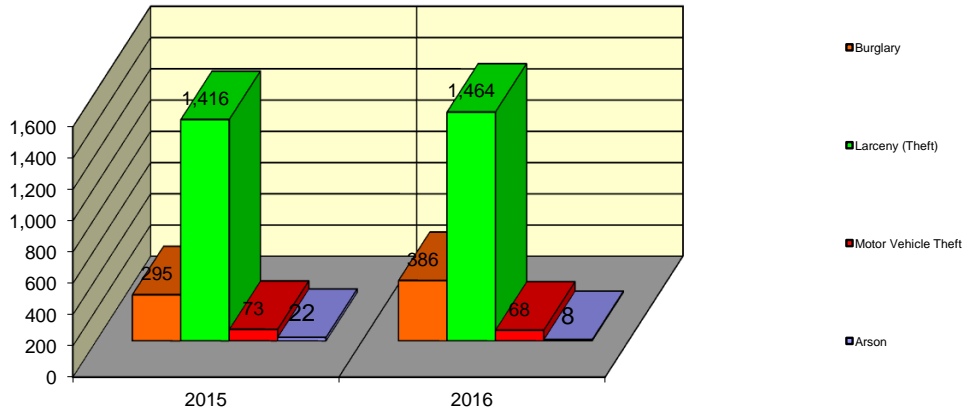
Springfield Police Department Part I Index Crimes - City Wide - Jan-May Comparison



Springfield Police Department Crimes Against Persons - City Wide - Jan-May Comparison



Springfield Police Department Crimes Against Property - City Wide - Jan-May Comparison



**CITY WIDE
PART I INDEX CRIMES BY OFFENSE HEADING
YEAR-TO-DATE COMPARISON
JANUARY - MAY**

OFFENSE HEADING	2015	2016	CHANGE
Murder	3	2	-1
Sexual Assault	41	44	3
Robbery	87	73	-14
Agg Assault / Agg Battery	323	389	66
Burglary	295	386	91
Theft (Larceny)	1416	1464	48
Motor Vehicle Theft	73	68	-5
Arson	22	8	-14
Human Trafficking	0	1	1
GRAND TOTAL YTD	2,260	2,434	8%

An 8% increase in offenses scored for all Part I Index Crimes City Wide during the months of January - May 2016.

A 12% increase in offenses scored for all Crimes Against Persons City Wide during the months of January - May 2016.

A 7% increase in offenses scored for all Crimes Against Property City Wide during the months of January - May 2016.

CRIMES AGAINST PERSONS

OFFENSE HEADING	2015	2016
Murder	3	2
Sexual Assault	41	44
Robbery	87	73
Agg Assault / Agg Battery	323	389
Human Trafficking	0	1
TOTAL	454	509
TOTAL % CHANGE		12%

CRIMES AGAINST PROPERTY

OFFENSE HEADING	2015	2016
Burglary	295	386
Theft (Larceny)	1,416	1,464
Motor Vehicle Theft	73	68
Arson	22	8
TOTAL	1,806	1,926
TOTAL % CHANGE		7%