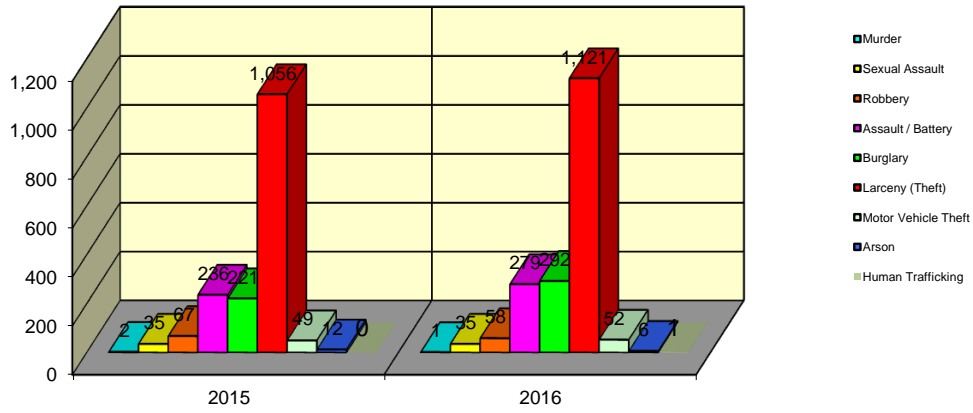


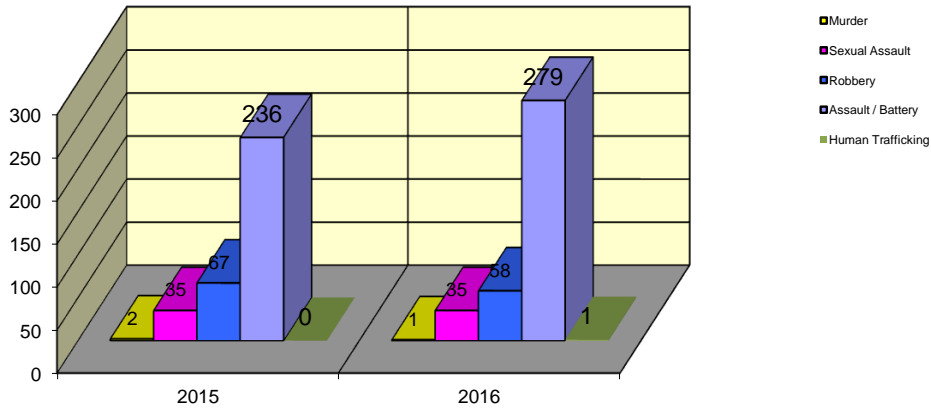
**CITY WIDE
PART I INDEX CRIMES BY OFFENSE HEADING
YEAR-TO-DATE COMPARISON
JANUARY - APRIL**

UCR	OFFENSE HEADING	2015		2016	
	MURDER		2		1
0110	Homicide - First Degree	2		1	
0130	Homicide - Second Degree	0		0	
	SEXUAL ASSAULT		35		35
0260	Sexual Assault - Criminal	24		21	
0261	Sexual Assault - Aggravated	8		7	
0262	Sexual Assault - Forcible Sodomy	0		0	
0280	Pred Criminal Sexual Assault Of A Child	3		5	
0281	Sexual Assault - With an Object	0		2	
	ROBBERY		67		58
0310	Robbery - Armed	4		5	
0320	Robbery - Criminal	0		2	
0330	Robbery - Aggravated	3		1	
0310	Robbery to Person - Armed	34		23	
0320	Robbery to Person - Criminal	23		24	
0330	Robbery to Person - Aggravated	3		1	
0325	Vehicular Hijacking	0		2	
0326	Vehicular Hijacking - Aggravated	0		0	
	AGG ASSAULT / AGG BATTERY		236		279
0410	Attempted Murder	0		1	
0410	Battery - Aggravated	76		78	
0480	Battery - Heinous	0		0	
0485	Battery to Child - Aggravated	2		1	
0488	Aggravated Domestic Battery	69		96	
0490	Ritual Mutilation	0		0	
0495	Battery to Senior Citizen - Aggravated	0		2	
0510	Assault - Aggravated	89		101	
	BURGLARY		221		292
0610	Burglary - Commercial	18		28	
0610	Burglary - Non Residential	42		63	
0625	Burglary - Residential	154		192	
0650	Home Invasion	7		9	
	THEFT (LARCENY)		1,056		1,121
0710	Theft from Motor Vehicle	7		16	
0720	Theft - Parts/Access of Motor Vehicle	26		28	
0730	Burglary - Parts/Access of Motor Vehicle	3		3	
0760	Burglary from Motor Vehicle	146		223	
0770	Vehicular Invasion (W/Intent To Commit Theft)	0		2	
0810	Theft - Over \$500	126		131	
0820	Theft - \$500 and Under	269		286	
0860	Theft - Retail	471		427	
0865	Theft - Delivery Container	0		0	
0870	Theft - Pocket Picking	5		2	
0880	Theft - Purse Snatching	2		0	
0890	Theft - From Building	0		0	
0895	Theft - Coin Operated Machine or Device	1		3	
	MOTOR VEHICLE THEFT		49		52
0910	Theft of Motor Vehicle	49		52	
	ARSON		12		6
1010	Arson - Criminal	9		4	
1025	Arson - Aggravated	0		2	
1310	Criminal Damage (By Fire Or Explosives)	3		0	
	HUMAN TRAFFICKING		0		1
1050	Commercial Sex Acts	0		1	
1055	Involuntary Servitude	0		0	
	GRAND TOTAL YEAR TO DATE		1,678		1,845

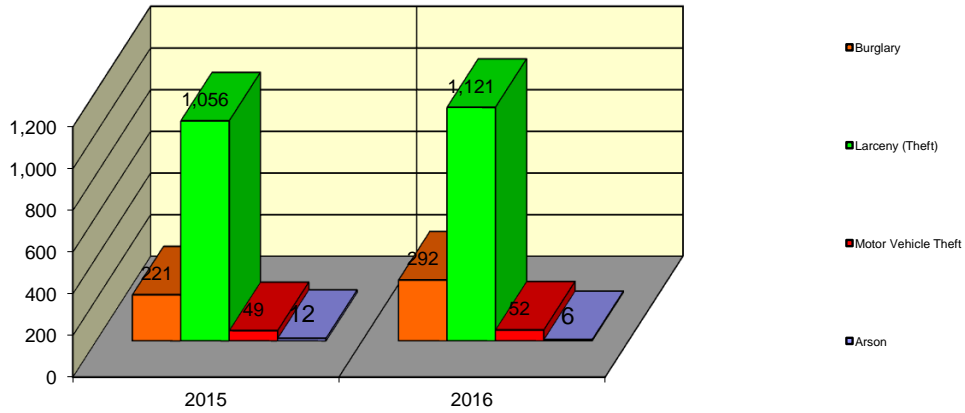
Springfield Police Department Part I Index Crimes - City Wide - Jan-Apr Comparison



Springfield Police Department Crimes Against Persons - City Wide - Jan-Apr Comparison



Springfield Police Department Crimes Against Property - City Wide - Jan-Apr Comparison



**CITY WIDE
PART I INDEX CRIMES BY OFFENSE HEADING
YEAR-TO-DATE COMPARISON
JANUARY - APRIL**

OFFENSE HEADING	2015	2016	CHANGE
Murder	2	1	-1
Sexual Assault	35	35	0
Robbery	67	58	-9
Agg Assault / Agg Battery	236	279	43
Burglary	221	292	71
Theft (Larceny)	1056	1121	65
Motor Vehicle Theft	49	52	3
Arson	12	6	-6
Human Trafficking	0	1	1
GRAND TOTAL YTD	1,678	1,844	10%

A 10% increase in offenses scored for all Part I Index Crimes City Wide during the months of January - April 2016.

A 10% increase in offenses scored for all Crimes Against Persons City Wide during the months of January - April 2016.

A 10% increase in offenses scored for all Crimes Against Property City Wide during the months of January - April 2016.

CRIMES AGAINST PERSONS

OFFENSE HEADING	2015	2016
Murder	2	1
Sexual Assault	35	35
Robbery	67	58
Agg Assault / Agg Battery	236	279
Human Trafficking	0	1
TOTAL	340	374
TOTAL % CHANGE		10%

CRIMES AGAINST PROPERTY

OFFENSE HEADING	2015	2016
Burglary	221	292
Theft (Larceny)	1,056	1,121
Motor Vehicle Theft	49	52
Arson	12	6
TOTAL	1,338	1,471
TOTAL % CHANGE		10%