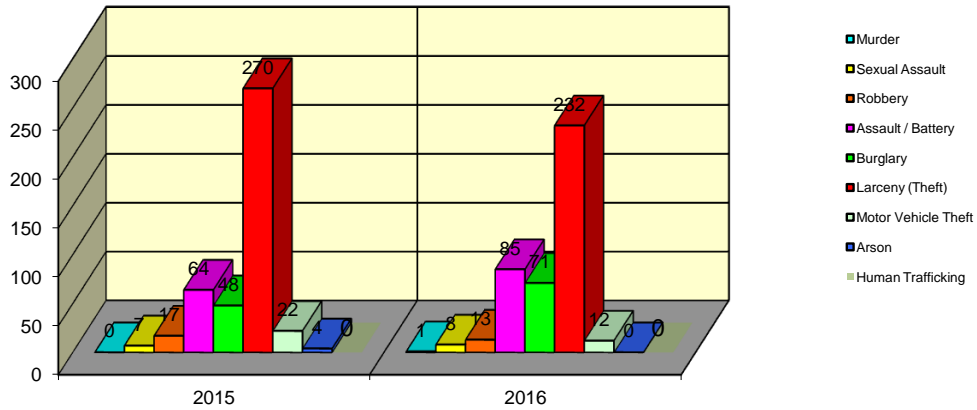


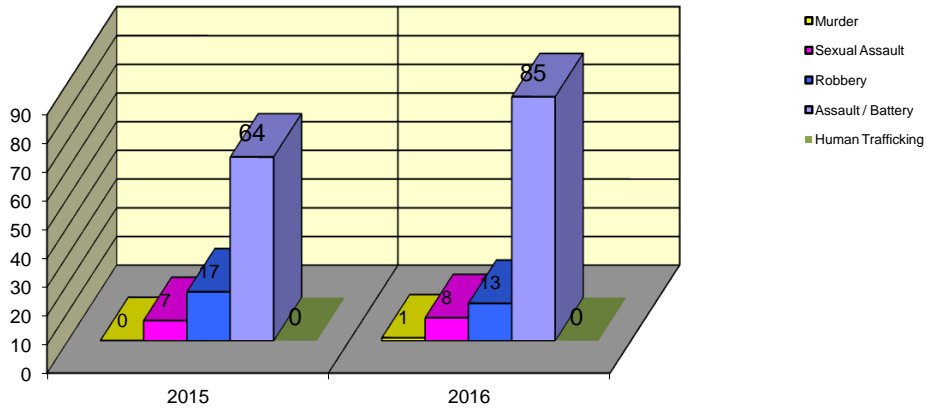
**CITY WIDE  
PART I INDEX CRIMES BY OFFENSE HEADING  
MONTHLY COMPARISON  
MARCH**

UCR	OFFENSE HEADING	2015		2016	
	<b>MURDER</b>		<b>0</b>		<b>1</b>
0110	Homicide - First Degree	0		1	
0130	Homicide - Second Degree	0		0	
	<b>SEXUAL ASSAULT</b>		<b>7</b>		<b>8</b>
0260	Sexual Assault - Criminal	4		4	
0261	Sexual Assault - Aggravated	3		2	
0262	Sexual Assault - Forcible Sodomy	0		0	
0280	Pred Criminal Sexual Assault Of A Child	0		1	
0281	Sexual Assault - With an Object	0		1	
	<b>ROBBERY</b>		<b>17</b>		<b>13</b>
0310	Robbery - Armed	0		2	
0320	Robbery - Criminal	0		1	
0330	Robbery - Aggravated	0		1	
0310	Robbery to Person - Armed	11		4	
0320	Robbery to Person - Criminal	6		5	
0330	Robbery to Person - Aggravated	0		0	
0325	Vehicular Hijacking	0		0	
0326	Vehicular Hijacking - Aggravated	0		0	
	<b>AGG ASSAULT / AGG BATTERY</b>		<b>64</b>		<b>85</b>
0410	Attempted Murder	0		1	
0410	Battery - Aggravated	27		21	
0480	Battery - Heinous	0		0	
0485	Battery to Child - Aggravated	0		1	
0488	Aggravated Domestic Battery	9		30	
0490	Ritual Mutilation	0		0	
0495	Battery to Senior Citizen - Aggravated	0		1	
0510	Assault - Aggravated	28		31	
	<b>BURGLARY</b>		<b>48</b>		<b>71</b>
0610	Burglary - Commercial	5		8	
0610	Burglary - Non Residential	9		13	
0625	Burglary - Residential	33		49	
0650	Home Invasion	1		1	
	<b>THEFT (LARCENY)</b>		<b>270</b>		<b>232</b>
0710	Theft from Motor Vehicle	1		0	
0720	Theft - Parts/Access of Motor Vehicle	7		6	
0730	Burglary - Parts/Access of Motor Vehicle	1		0	
0760	Burglary from Motor Vehicle	39		36	
0770	Vehicular Invasion (W/Intent To Commit Theft)	0		2	
0810	Theft - Over \$500	38		25	
0820	Theft - \$500 and Under	71		62	
0860	Theft - Retail	110		98	
0865	Theft - Delivery Container	0		0	
0870	Theft - Pocket Picking	2		1	
0880	Theft - Purse Snatching	1		0	
0890	Theft - From Building	0		0	
0895	Theft - Coin Operated Machine or Device	0		2	
	<b>MOTOR VEHICLE THEFT</b>		<b>22</b>		<b>12</b>
0910	Theft of Motor Vehicle	22		12	
	<b>ARSON</b>		<b>4</b>		<b>0</b>
1010	Arson - Criminal	3		0	
1025	Arson - Aggravated	0		0	
1310	Criminal Damage (By Fire Or Explosives)	1		0	
	<b>HUMAN TRAFFICKING</b>		<b>0</b>		<b>0</b>
1050	Commercial Sex Acts	0		0	
1055	Involuntary Servitude	0		0	
	<b>GRAND TOTAL MONTH</b>		<b>432</b>		<b>422</b>

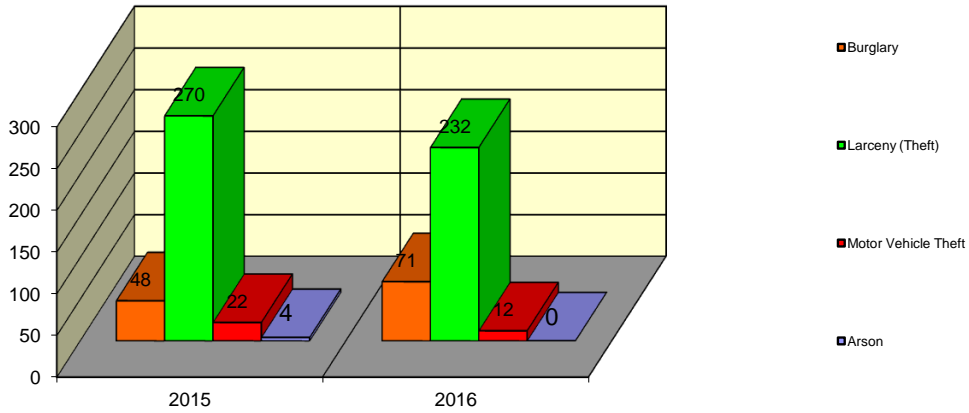
### Springfield Police Department Part I Index Crimes - City Wide - March Comparison



### Springfield Police Department Crimes Against Persons - City Wide - March Comparison



### Springfield Police Department Crimes Against Property - City Wide - March Comparison



**CITY WIDE  
PART I INDEX CRIMES BY OFFENSE HEADING  
MONTHLY COMPARISON  
MARCH**

OFFENSE HEADING	2015	2016	CHANGE
Murder	0	1	1
Sexual Assault	7	8	1
Robbery	17	13	-4
Agg Assault / Agg Battery	64	85	21
Burglary	48	71	23
Theft (Larceny)	270	232	-38
Motor Vehicle Theft	22	12	-10
Arson	4	0	-4
Human Trafficking	0	0	0
<b>GRAND TOTAL MONTH</b>	<b>432</b>	<b>422</b>	<b>-2%</b>

A 2% decrease in offenses scored for all Part I Index Crimes City Wide during the month of March 2016.

A 22% increase in offenses scored for all Crimes Against Persons City Wide during the month of March 2016.

An 8% decrease in offenses scored for all Crimes Against Property City Wide during the month of March 2016.

**CRIMES AGAINST PERSONS**

OFFENSE HEADING	2015	2016
Murder	0	1
Sexual Assault	7	8
Robbery	17	13
Agg Assault / Agg Battery	64	85
Human Trafficking	0	0
<b>TOTAL</b>	<b>88</b>	<b>107</b>
<b>TOTAL % CHANGE</b>		<b>22%</b>

**CRIMES AGAINST PROPERTY**

OFFENSE HEADING	2015	2016
Burglary	48	71
Theft (Larceny)	270	232
Motor Vehicle Theft	22	12
Arson	4	0
<b>TOTAL</b>	<b>344</b>	<b>315</b>
<b>TOTAL % CHANGE</b>		<b>-8%</b>