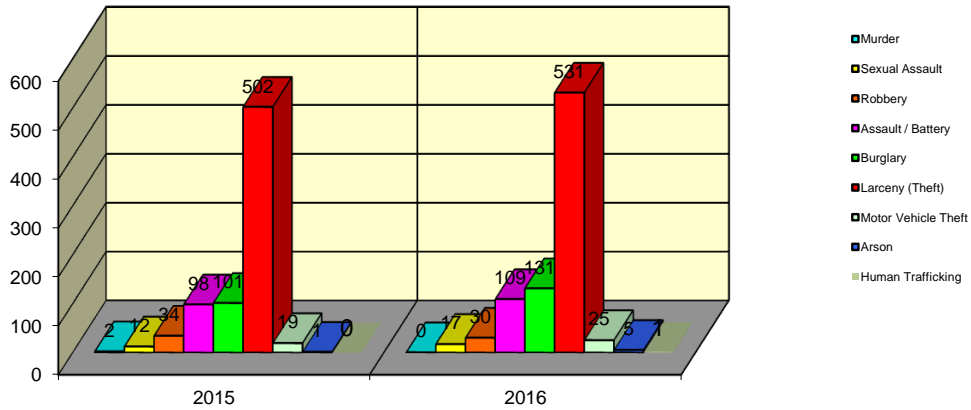


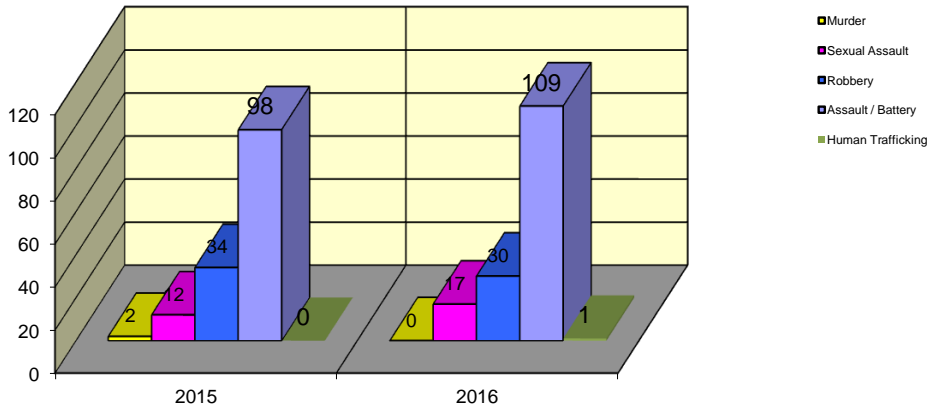
**CITY WIDE  
PART I INDEX CRIMES BY OFFENSE HEADING  
YEAR-TO-DATE COMPARISON  
JANUARY - FEBRUARY**

UCR	OFFENSE HEADING	2015		2016	
	<b>MURDER</b>		<b>2</b>		<b>0</b>
0110	Homicide - First Degree	2		0	
0130	Homicide - Second Degree	0		0	
	<b>SEXUAL ASSAULT</b>		<b>12</b>		<b>17</b>
0260	Sexual Assault - Criminal	10		12	
0261	Sexual Assault - Aggravated	1		2	
0262	Sexual Assault - Forcible Sodomy	0		0	
0280	Pred Criminal Sexual Assault Of A Child	1		3	
0281	Sexual Assault - With an Object	0		0	
	<b>ROBBERY</b>		<b>34</b>		<b>30</b>
0310	Robbery - Armed	4		2	
0320	Robbery - Criminal	0		0	
0330	Robbery - Aggravated	3		0	
0310	Robbery to Person - Armed	17		15	
0320	Robbery to Person - Criminal	7		12	
0330	Robbery to Person - Aggravated	3		0	
0325	Vehicular Hijacking	0		1	
0326	Vehicular Hijacking - Aggravated	0		0	
	<b>AGG ASSAULT / AGG BATTERY</b>		<b>98</b>		<b>109</b>
0410	Attempted Murder	0		0	
0410	Battery - Aggravated	26		30	
0480	Battery - Heinous	0		0	
0485	Battery to Child - Aggravated	1		0	
0488	Aggravated Domestic Battery	43		45	
0490	Ritual Mutilation	0		0	
0495	Battery to Senior Citizen - Aggravated	0		1	
0510	Assault - Aggravated	28		33	
	<b>BURGLARY</b>		<b>101</b>		<b>131</b>
0610	Burglary - Commercial	8		14	
0610	Burglary - Non Residential	16		24	
0625	Burglary - Residential	75		88	
0650	Home Invasion	2		5	
	<b>THEFT (LARCENY)</b>		<b>502</b>		<b>531</b>
0710	Theft from Motor Vehicle	5		10	
0720	Theft - Parts/Access of Motor Vehicle	13		13	
0730	Burglary - Parts/Access of Motor Vehicle	1		1	
0760	Burglary from Motor Vehicle	61		107	
0770	Vehicular Invasion (W/Intent To Commit Theft)	0		0	
0810	Theft - Over \$500	61		64	
0820	Theft - \$500 and Under	129		129	
0860	Theft - Retail	232		206	
0865	Theft - Delivery Container	0		0	
0870	Theft - Pocket Picking	0		0	
0880	Theft - Purse Snatching	0		0	
0890	Theft - From Building	0		0	
0895	Theft - Coin Operated Machine or Device	0		1	
	<b>MOTOR VEHICLE THEFT</b>		<b>19</b>		<b>25</b>
0910	Theft of Motor Vehicle	19		25	
	<b>ARSON</b>		<b>1</b>		<b>5</b>
1010	Arson - Criminal	1		3	
1025	Arson - Aggravated	0		2	
1310	Criminal Damage (By Fire Or Explosives)	0		0	
	<b>HUMAN TRAFFICKING</b>		<b>0</b>		<b>1</b>
1050	Commercial Sex Acts	0		1	
1055	Involuntary Servitude	0		0	
	<b>GRAND TOTAL YEAR TO DATE</b>		<b>769</b>		<b>849</b>

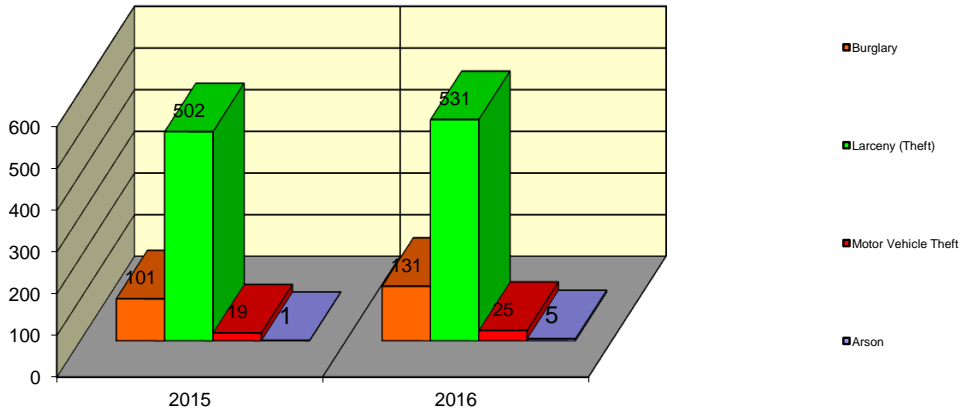
### Springfield Police Department Part I Index Crimes - City Wide - Jan-Feb Comparison



### Springfield Police Department Crimes Against Persons - City Wide - Jan-Feb Comparison



### Springfield Police Department Crimes Against Property - City Wide - Jan-Feb Comparison



**CITY WIDE  
PART I INDEX CRIMES BY OFFENSE HEADING  
YEAR-TO-DATE COMPARISON  
JANUARY - FEBRUARY**

OFFENSE HEADING	2015	2016	CHANGE
Murder	2	0	-2
Sexual Assault	12	17	5
Robbery	34	30	-4
Agg Assault / Agg Battery	98	109	11
Burglary	101	131	30
Theft (Larceny)	502	531	29
Motor Vehicle Theft	19	25	6
Arson	1	5	4
Human Trafficking	0	1	1
<b>GRAND TOTAL YTD</b>	<b>769</b>	<b>848</b>	<b>10%</b>

A 10% increase in offenses scored for all Part I Index Crimes City Wide during the months of January - February 2016.

An 8% increase in offenses scored for all Crimes Against Persons City Wide during the months of January - February 2016.

An 11% increase in offenses scored for all Crimes Against Property City Wide during the months of January - February 2016.

**CRIMES AGAINST PERSONS**

OFFENSE HEADING	2015	2016
Murder	2	0
Sexual Assault	12	17
Robbery	34	30
Agg Assault / Agg Battery	98	109
Human Trafficking	0	1
<b>TOTAL</b>	<b>146</b>	<b>157</b>
<b>TOTAL % CHANGE</b>		<b>8%</b>

**CRIMES AGAINST PROPERTY**

OFFENSE HEADING	2015	2016
Burglary	101	131
Theft (Larceny)	502	531
Motor Vehicle Theft	19	25
Arson	1	5
<b>TOTAL</b>	<b>623</b>	<b>692</b>
<b>TOTAL % CHANGE</b>		<b>11%</b>