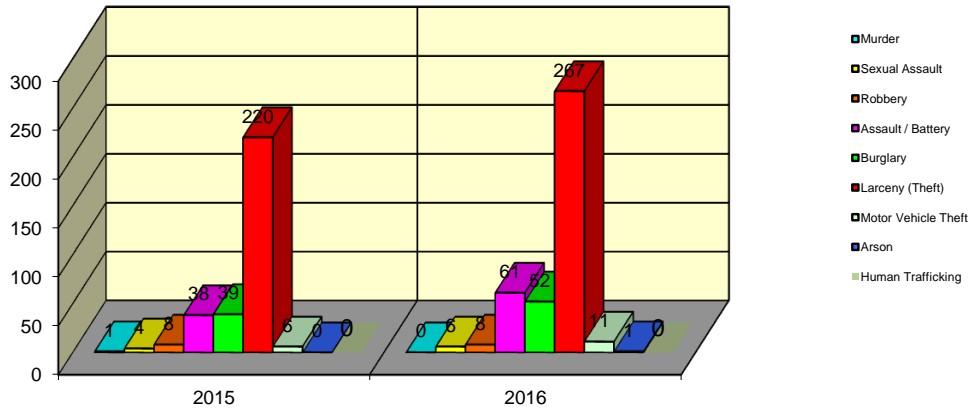


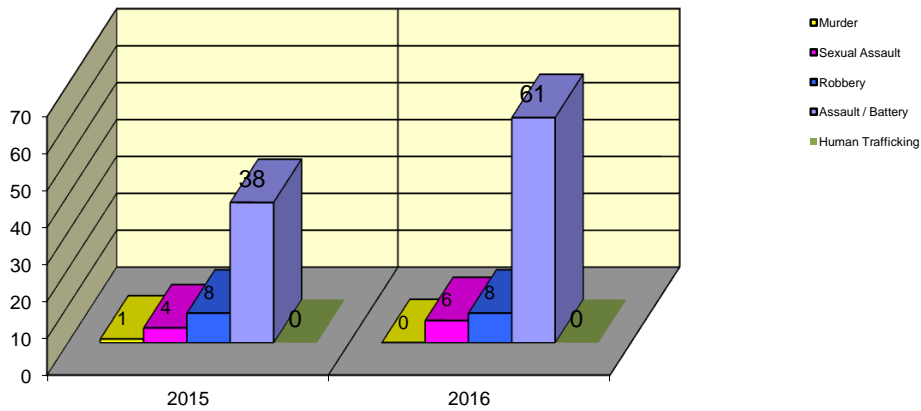
**CITY WIDE
PART I INDEX CRIMES BY OFFENSE HEADING
MONTHLY COMPARISON
FEBRUARY**

UCR	OFFENSE HEADING	2015		2016	
	MURDER		1		0
0110	Homicide - First Degree	1		0	
0130	Homicide - Second Degree	0		0	
	SEXUAL ASSAULT		4		6
0260	Sexual Assault - Criminal	2		5	
0261	Sexual Assault - Aggravated	1		1	
0262	Sexual Assault - Forcible Sodomy	0		0	
0280	Pred Criminal Sexual Assault Of A Child	1		0	
0281	Sexual Assault - With an Object	0		0	
	ROBBERY		8		8
0310	Robbery - Armed	0		2	
0320	Robbery - Criminal	0		0	
0330	Robbery - Aggravated	0		0	
0310	Robbery to Person - Armed	4		5	
0320	Robbery to Person - Criminal	4		1	
0330	Robbery to Person - Aggravated	0		0	
0325	Vehicular Hijacking	0		0	
0326	Vehicular Hijacking - Aggravated	0		0	
	AGG ASSAULT / AGG BATTERY		38		61
0410	Attempted Murder	0		0	
0410	Battery - Aggravated	8		15	
0480	Battery - Heinous	0		0	
0485	Battery to Child - Aggravated	1		0	
0488	Aggravated Domestic Battery	17		31	
0490	Ritual Mutilation	0		0	
0495	Battery to Senior Citizen - Aggravated	0		1	
0510	Assault - Aggravated	12		14	
	BURGLARY		39		52
0610	Burglary - Commercial	4		5	
0610	Burglary - Non Residential	6		8	
0625	Burglary - Residential	29		36	
0650	Home Invasion	0		3	
	THEFT (LARCENY)		220		267
0710	Theft from Motor Vehicle	2		5	
0720	Theft - Parts/Access of Motor Vehicle	7		6	
0730	Burglary - Parts/Access of Motor Vehicle	0		0	
0760	Burglary from Motor Vehicle	18		50	
0770	Vehicular Invasion (W/Intent To Commit Theft)	0		0	
0810	Theft - Over \$500	27		36	
0820	Theft - \$500 and Under	58		64	
0860	Theft - Retail	108		106	
0865	Theft - Delivery Container	0		0	
0870	Theft - Pocket Picking	0		0	
0880	Theft - Purse Snatching	0		0	
0890	Theft - From Building	0		0	
0895	Theft - Coin Operated Machine or Device	0		0	
	MOTOR VEHICLE THEFT		6		11
0910	Theft of Motor Vehicle	6		11	
	ARSON		0		1
1010	Arson - Criminal	0		1	
1025	Arson - Aggravated	0		0	
1310	Criminal Damage (By Fire Or Explosives)	0		0	
	HUMAN TRAFFICKING		0		0
1050	Commercial Sex Acts	0		0	
1055	Involuntary Servitude	0		0	
	GRAND TOTAL MONTH		316		406

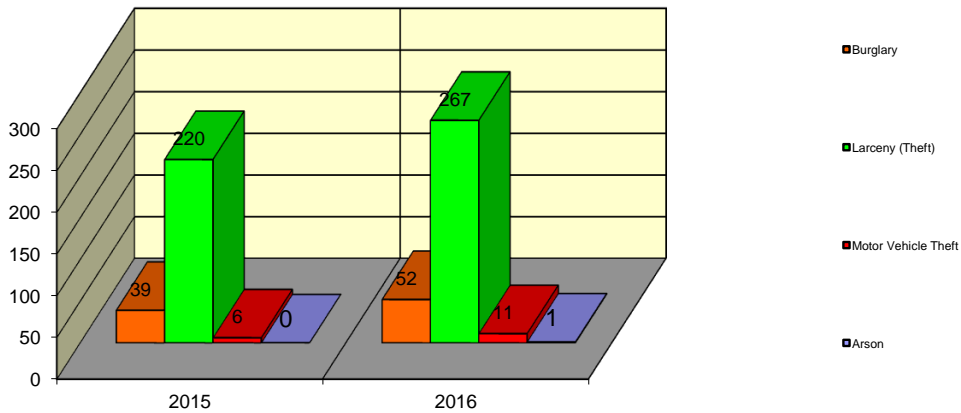
Springfield Police Department Part I Index Crimes - City Wide - February Comparison



Springfield Police Department Crimes Against Persons - City Wide - Comparison



Springfield Police Department Crimes Against Property - City Wide - February Comparison



**CITY WIDE
PART I INDEX CRIMES BY OFFENSE HEADING
MONTHLY COMPARISON
FEBRUARY**

OFFENSE HEADING	2015	2016	CHANGE
Murder	1	0	-1
Sexual Assault	4	6	2
Robbery	8	8	0
Agg Assault / Agg Battery	38	61	23
Burglary	39	52	13
Theft (Larceny)	220	267	47
Motor Vehicle Theft	6	11	5
Arson	0	1	1
Human Trafficking	0	0	0
GRAND TOTAL MONTH	316	406	28%

A 28% increase in offenses scored for all Part I Index Crimes City Wide during the month of February 2016.

A 47% increase in offenses scored for all Crimes Against Persons City Wide during the month of February 2016.

A 25% increase in offenses scored for all Crimes Against Property City Wide during the month of February 2016.

CRIMES AGAINST PERSONS

OFFENSE HEADING	2015	2016
Murder	1	0
Sexual Assault	4	6
Robbery	8	8
Agg Assault / Agg Battery	38	61
Human Trafficking	0	0
TOTAL	51	75
TOTAL % CHANGE		47%

CRIMES AGAINST PROPERTY

OFFENSE HEADING	2015	2016
Burglary	39	52
Theft (Larceny)	220	267
Motor Vehicle Theft	6	11
Arson	0	1
TOTAL	265	331
TOTAL % CHANGE		25%